

**RURAL ACTION COMMUNITY BASED  
ORGANIZATION  
(RACOB AO)**

**FINANCIAL STATEMENTS**

**31 DECEMBER 2018**

## **RURAL ACTION COMMUNITY BASED ORGANIZATION (RACOB AO)**

### **FINANCIAL STATEMENTS FOR THE YEAR ENDED 31 DECEMBER 2018**

#### **GLOSSARY OF TERMS**

AIDS	Acquired Immuno-Deficiency Syndrome
CBOs	Community Based Organisations
CDO	Community District Officer
CHH	Child Headed House Hold
CPA	Certified Public Accountant
CPR	Communication for Performance Review
DOVCC	District Orphans and Vulnerable Children Committee
EU	European Union
FuG	Pharmacists without Borders
GMC	Grants Management Collaborative
HIV	Human Immune Deficiency Virus
ICA	Icelandic Church Aid
ICPAU	Institute of Certified Public Accountants of Uganda
IEC	Information, Education and Communication
ISA	International Standard on Auditing
LWF	Lutheran World Federation
M&E	Monitoring and Evaluation
MCH/FP	Maternal Child Health and Family Planning
MOH	Ministry of Health
MOGLSD	Ministry of Gender, Labour and Social Development
NFIs	Non-Food Items
NSSF	National Social Security Fund
NGO	Non-Governmental Organisation
OVC	Orphans and Vulnerable Children
PATH	Program for Appropriate Technology in Health
PAYE	Pay As You Earn
PLHIV	People Living with HIV/AIDS
PHAs	Public Health Association
PTA	Physical Therapist Assistant
RACOB AO	Rural Action Community Based Organization
SACCOs	Savings and Credit Cooperative Organisation
SMC	Safe Male Circumcision
SOVCC	Sub county Orphans and Vulnerable Children Committee
UGX/Ushs	Uganda shillings
VHT	Village Health Teams
US\$/USD	United States Dollars
VIP	Ventilated Improved Pit Latrine
VSLA	Village Savings and Loans Association
WINGS	Women's income generating Support Project

**RURAL ACTION COMMUNITY BASED ORGANIZATION (RACOBAO)**

**FINANCIAL STATEMENTS  
FOR THE YEAR ENDED 31 DECEMBER 2018**

<b>CONTENTS</b>	<b>PAGES</b>
Management and professional advisors	3
Report of the management	4
Statement of management's responsibilities	5
Independent auditors' report	6 - 8
Income and expenditure statement	9 - 10
Balance sheet	11
Statement of cash flows	12
Notes to the financial statements	13 - 19
Appendices	

## **RURAL ACTION COMMUNITY BASED ORGANIZATION (RACOB AO)**

### **MANAGEMENT AND PROFESSIONAL ADVISORS**

#### **MANAGEMENT**

Haq Makumbi  
Lillian Kasozi  
Vincent Mayega

Director  
Head of Finance & Administration  
Head of Programs

#### **REGISTERED OFFICE**

P O Box 4  
Lyantonde, Uganda

#### **AUDITORS**

Deloitte & Touche  
Certified Public Accountant of Uganda  
3rd Floor Rwenzori House  
1 Lumumba Avenue  
P O Box 10314  
Kampala, Uganda

#### **BANKERS**

Stanbic Bank Limited  
P O Box 53  
Lyantonde, Uganda  
Centenary Bank Uganda Limited  
Lyantonde Branch  
P O Box 49  
Lyantonde, Uganda

#### **ATTORNEYS**

Mr. Tebyasa Ambrose  
Tebyasa and Company Advocates  
P O Box 26377  
Kampala, Uganda



## RURAL ACTION COMMUNITY BASED ORGANIZATION (RACOBAO)

### REPORT OF MANAGEMENT

Management present their report together with the audited financial statements of the organisation for the year ended 31 December 2018

#### ACTIVITIES

Rural Action Community Based Organisation is a non-profit making organisation dedicated to empowering communities affected by HIV/AIDS and those at risk to respond to the causes and consequences of the scourge.

	Results 2018 Ushs
Income	1,713,248,650
Expenditure	(1,720,530,317)
	<hr/>
Deficit for the year	(7,281,767)
	<hr/> <hr/>

#### MANAGEMENT

The current management team are shown on page 3.

#### AUDITORS

Deloitte & Touche, Certified Public Accountant of Uganda, have expressed their willingness to continue in office.

BY MANAGEMENT

  
EXECUTIVE DIRECTOR  
Lyantonde

15/12 2019

**RURAL ACTION COMMUNITY BASED ORGANIZATION (RACOB AO)**

**STATEMENT OF MANAGEMENT'S RESPONSIBILITIES**

Management have the responsibility of to prepare financial statements for each financial year, which give a true and fair view of the state of affairs of the organisation for that year. They also have the responsibility to ensure that the organisation keeps proper accounting records, which disclose with reasonable accuracy at any time the financial position of the organisation. They are also responsible for safeguarding the assets of the organisation.

Management is responsible for the preparation of financial statements that give a true and fair view in accordance with the RACOB AO accounting policies and for such internal controls as the management determine are necessary to enable the preparation of financial statements that are free from material misstatement, whether due to fraud or error.


Management accepts responsibility for the annual financial statements, which have been prepared using appropriate accounting policies supported by reasonable and prudent judgements and estimates, in conformity with RACOB AO policies and guidelines. Management is of the opinion that the financial statements give a true and fair view of the state of the financial affairs of the organisation and of its operating results. Management further accepts responsibility for the maintenance of accounting records, which may be relied upon in the preparation of financial statements, as well as adequate systems of internal financial control.

Nothing has come to the attention of management to indicate that the organisation will not remain a going concern for at least the next twelve months from the date of this statement.

Signed on behalf of management by;

  
\_\_\_\_\_  
Executive Director

2019

  
\_\_\_\_\_  
Head of Finance and Administration

2019

## **INDEPENDENT AUDITORS' REPORT TO THE MANAGEMENT OF RURAL ACTION COMMUNITY BASED ORGANISATION**

### **Opinion**

We have audited the accompanying financial statements of RACOB AO, set out on pages 9 to 19, which comprise the balance sheet as at 31 December 2018, and the income and expenditure statement, statement of changes in equity and statement of cash flows for the year then ended, and notes to the financial statements, including a summary of significant accounting policies.

In our opinion, the accompanying financial statements give a true and fair view of the financial position of the Organization as at 31 December 2018 and of its financial performance and cash flows for the year then ended in accordance with the RACOB AO Accounting policies.

### *Basis of accounting and restriction on distribution and use*

Without modifying our opinion, we draw attention to Note 2 to the financial statements, which describes the basis of accounting. The financial statements are prepared to comply with the RACOB AO accounting policies and guidelines. As a result, the financial statements may not be suitable for another purpose. Our report is intended for RACOB AO and its donors. However, upon release by RACOB AO, its distribution will be unlimited.

### **Basis for Opinion**

We conducted our audit in accordance with International Standards on Auditing (ISAs). Our responsibilities under those standards are further described in the Auditor's Responsibilities for the Audit of the financial statements section of our report. We are independent of the Organization in accordance with the Institute of Certified Public Accountants of Uganda Code of ethics (ICPAU Code of Ethics), which is consistent with the International Ethics Standards Board for Accountants Code of Ethics for Professional Accountants, together with other ethical requirements that are relevant to our audit of the financial statements in Uganda, and we have fulfilled our other ethical responsibilities in accordance with these requirements.

We believe that the audit evidence we have obtained is sufficient and appropriate to provide a basis for our opinion.

### **Other Information**

The management are responsible for the other information, which comprises the report of management. The other information does not include the financial statements and our auditor's report thereon. Our opinion on the financial statements does not cover the other information and we do not express any form of assurance conclusion thereon.

In connection with our audit of the financial statements, our responsibility is to read the other information and, in doing so, consider whether the other information is materially inconsistent with the financial statements or our knowledge obtained in the audit or otherwise appears to be materially misstated. If, based on the work we have performed on the other information that we obtained prior to the date of this auditor's report, we conclude that there is a material misstatement of this other information, we are required to report that fact. We have nothing to report in this regard.



# **INDEPENDENT AUDITORS' REPORT TO THE MANAGEMENT OF RURAL ACTION COMMUNITY BASED ORGANIZATION (CONTINUED)**

## **Responsibilities of Management for the Financial Statements**

Management are responsible for the preparation of the financial statements that give a true and fair view in accordance with RACOBABO Accounting Policies, and for such internal controls as management determine are necessary to enable the preparation of financial statements that are free from material misstatement, whether due to fraud or error.

In preparing the financial statements, management are responsible for assessing the Organization's ability to continue as a going concern, disclosing, as applicable, matters related to going concern and using the going concern basis of accounting unless management intend to cease operations, or have no realistic alternative but to do so. Management are responsible for overseeing the Organization's financial reporting process.

## **Auditor's Responsibilities for the Audit of the Financial Statements**

Our objectives are to obtain reasonable assurance about whether the financial statements as a whole are free from material misstatement, whether due to fraud or error, and to issue an auditor's report that includes our opinion. Reasonable assurance is a high level of assurance, but is not a guarantee that an audit conducted in accordance with ISAs will always detect a material misstatement when it exists. Misstatements can arise from fraud or error and are considered material if, individually or in the aggregate, they could reasonably be expected to influence the economic decisions of users taken on the basis of these financial statements.

As part of an audit in accordance with ISAs, we exercise professional judgment and maintain professional scepticism throughout the audit. We also:

- Identify and assess the risks of material misstatement of the financial statements, whether due to fraud or error, design and perform audit procedures responsive to those risks, and obtain audit evidence that is sufficient and appropriate to provide a basis for our opinion. The risk of not detecting a material misstatement resulting from fraud is higher than for one resulting from error, as fraud may involve collusion, forgery, intentional omissions, misrepresentations, or the override of internal control.
- Obtain an understanding of internal control relevant to the audit in order to design audit procedures that are appropriate in the circumstances, but not for the purpose of expressing an opinion on the effectiveness of the Organization's internal control.
- Evaluate the appropriateness of accounting policies used and the reasonableness of accounting estimates and related disclosures made by management.
- Conclude on the appropriateness of the management's use of the going concern basis of accounting and, based on the audit evidence obtained, whether a material uncertainty exists related to events or conditions that may cast significant doubt on the Organization's ability to continue as a going concern. If we conclude that a material uncertainty exists, we are required to draw attention in our auditor's report to the related disclosures in the financial statements or, if such disclosures are inadequate, to modify our opinion. Our conclusions are based on the audit evidence obtained up to the date of our auditor's report. However, future events or conditions may cause the Organization to cease to continue as a going concern.
- Evaluate the overall presentation, structure and content of the financial statements, including the disclosures, and whether the financial statements represent the underlying transactions and events in a manner that achieves fair presentation.

**INDEPENDENT AUDITORS' REPORT TO THE MANAGEMENT OF RURAL ACTION  
COMMUNITY BASED ORGANIZATION (CONTINUED)**

We communicate with management regarding, among other matters, the planned scope and timing of the audit and significant audit findings, including any significant deficiencies in internal control that we identify during our audit.

The engagement partner responsible for the audit resulting in this independent auditor's report is CPA Norbert Kagoro Practicing Certificate Number P0053.

*Deloitte & Touche*  
**Certified Public Accountant of Uganda**

*15 February* 2019  
Kampala

*Norbert Kagoro*  
**Norbert Kagoro  
Partner**

**RURAL ACTION COMMUNITY BASED ORGANIZATION  
(RACOBABO)**

**INCOME AND EXPENDITURE STATEMENT  
FOR THE YEAR ENDED 31 DECEMBER 2018  
(in Uganda Shillings)**

	Appendix	2018 Ushs	2017 (Restated) Ushs
<b>Income</b>			
12-4665	1	187,187,008	121,247,592
12-4666	2	62,425,269	99,497,500
12-4669	3	130,788,080	132,036,500
12-4676	4	212,612,469	127,943,797
12-4677	5	-	84,883,000
12-4679	6	44,325,180	116,395,693
12-4680	7	535,108,437	407,089,863
12-4681	8	121,990,645	137,482,979
12-4682	9	329,935,800	292,736,600
12-4683	10	87,840,026	-
<b>Total Project Income</b>		<b>1,712,212,914</b>	<b>1,519,313,524</b>
Non-Project Income (Unrestricted)	11	1,035,736	18,524,555
		-	88,978,430
<b>Total Non-Project Income</b>		<b>1,035,736</b>	<b>107,502,985</b>
<b>Total Income</b>		<b>1,713,248,650</b>	<b>1,626,816,509</b>
<b>Expenditure</b>			
12-4665	1	187,187,008	121,247,592
12-4666	2	62,425,269	99,497,500
12-4669	3	130,788,080	132,036,500
12-4676	4	212,612,469	127,943,797
12-4677	5	-	84,883,000
12-4679	6	44,325,180	116,395,693
12-4680	7	535,108,437	407,089,863
12-4681	8	121,990,645	137,482,979
12-4682	9	329,935,800	292,736,600
12-4683	10	87,840,026	-
<b>Total Project Expenditure</b>		<b>1,712,212,914</b>	<b>1,519,313,524</b>



**RURAL ACTION COMMUNITY BASED ORGANIZATION  
(RACOBAO)**

**INCOME AND EXPENDITURE STATEMENT  
FOR THE YEAR ENDED 31 DECEMBER 2018  
(CONTINUED)**

Non-Project Expenditure(Unrestricted)	11	976,718	16,220,000
Depreciation		3,689,685	-
Write off of PATH receivable		3,651,100	-
		<u>1,720,530,417</u>	<u>1,535,533,524</u>
<b>Total Expenditure for the year</b>			
(Decrease)/Increase in reserves for the year		(7,281,767)	91,282,985
Reserves - beginning of year		93,821,804	2,538,819
		<u>86,540,037</u>	<u>93,821,804</u>
Reserves - end of year			





**RURAL ACTION COMMUNITY BASED ORGANIZATION (RACOB AO)**

**BALANCE SHEET  
AS AT 31 DECEMBER 2018  
(in Uganda Shillings)**

	Notes	2018 Ushs	2017 (Restated) Ushs	2016 Ushs
<b>ASSETS</b>				
<b>Non-Current Assets</b>				
Buildings	4	84,862,745	88,552,430	-
<b>Current Assets</b>				
Cash and Bank	3.1	97,447,855	104,689,206	14,452,603
Income Receivable	3.2	-	3,639,000	12,611,954
<b>Total Current Assets</b>		<b>97,447,855</b>	<b>108,328,206</b>	<b>27,064,557</b>
<b>TOTAL ASSETS</b>		<b>182,310,600</b>	<b>196,880,636</b>	<b>27,064,557</b>
<b>LIABILITIES AND RESERVES</b>				
<b>Current Liabilities</b>				
Accounts Payable	3.3	26,609,414	18,593,014	17,631,205
Advance income	3.4	69,161,149	83,746,277	-
Accrued Expenses	3.5	-	719,541	6,468,533
<b>Total Current Liabilities</b>		<b>95,770,563</b>	<b>103,058,832</b>	<b>24,099,738</b>
<b>Non-Current Liabilities</b>				
Deferred Income		-	-	426,000
<b>Total Liabilities</b>		<b>95,770,563</b>	<b>103,058,832</b>	<b>24,525,738</b>
<b>Reserves</b>				
Opening balance		93,821,804	2,538,819	2,538,819
Movement in reserves during the		(7,281,767)	91,282,985	-
<b>Total Reserves</b>		<b>86,540,037</b>	<b>93,821,804</b>	<b>2,538,819</b>
<b>TOTAL LIABILITIES AND</b>		<b>182,310,600</b>	<b>196,880,636</b>	<b>27,064,557</b>

The financial statements set out on pages 9 to 19 were approved by management on 15/12/2019 and signed by:

  
Director

  
Head of Finance and Administration

**RURAL ACTION COMMUNITY BASED ORGANIZATION (RACOB AO)**

**STATEMENT OF CASH FLOWS for the year ended 31 December 2018**

*(in Uganda Shillings)*

	<b>2018</b>	<b>2017</b>
	<b>Ushs</b>	<b>Ushs</b>
<b><u>Operating activities</u></b>		
Result for the year	(7,281,767)	91,282,985
Adjusted for		
Depreciation	3,689,685	3,689,685
	<u>(3,592,082)</u>	<u>94,972,670</u>
Operating (deficit)/surplus before changes in working capital		
Changes in working capital		
-Accounts receivable and prepayments	3,639,000	8,972,954
-Accounts payable	8,016,400	961,809
-Advance income	(14,585,128)	83,746,277
-Accrued expenses	(719,541)	(5,748,992)
	<u>(3,649,269)</u>	<u>87,932,048</u>
Net change in working capital		
Net cash (used in)/generated from operating activities	<u>(7,241,351)</u>	<u>182,904,718</u>
<b><u>Investing activities</u></b>		
Construction of office building	-	(92,668,115)
	<u>-</u>	<u>(92,668,115)</u>
Net cash used in investing activities		
Net (decrease)/increase in cash and cash equivalents	(7,241,351)	90,236,603
<b>Cash &amp; cash equivalents at the beginning of the year</b>	104,689,206	14,452,603
	<u><b>97,447,855</b></u>	<u><b>104,689,206</b></u>
<b>Cash &amp; cash equivalents at the end of the year</b>		
<b>Represented by:</b>		
Bank and cash balances	<u><b>97,447,855</b></u>	<u><b>104,689,206</b></u>

## **RURAL ACTION COMMUNITY BASED ORGANIZATION (RACOB AO)**

### **NOTES TO THE FINANCIAL STATEMENTS YEAR ENDED 31 DECEMBER 2018**

#### **1 ACTIVITIES**

Rural Action Community Based Organization (RACOB AO) is an organization formed out of Lutheran World Federation (LWF). LWF has been in Rakai for the last 15 years implementing an HIV/AIDS project (RACOBAP) whose overall goal was to reduce the incidence of HIV transmission and mitigate the adverse socio-economic impact of AIDS. Since its inception in 2008, the organization was called Rakai Community Based AIDS Organisation until 2011 when it changed name on the recommendation of the Annual General Assembly and the Board of Directors. The New name of the organization is Rural Action Community Based Organisation (RACOB AO)

RACOB AO is a national NGO with Projects in Lyantonde, Rakai, Sembabule, and Mityana districts. In Rakai district, it covers three sub counties of Lwamaggwa, Kacheera and Kagamba with a total population of 94,636 people. In Lyantonde, it covers the entire five Sub-counties of Kasagama, Kinuuka, Kaliro, Mpumudde, and Lyantonde rural including Lyantonde town council with a population of 79,300 people. Similarly, in Sembabule district, it covers the entire district with a population of 262,686

RACOB AO is running a five-year strategic plan whose key strategic objectives include;

- 1) Vulnerable populations are empowered to demand for the recognition, respect, promotion and fulfilment of their rights and accountability for the provision of quality and adequate services
- 2) Improved access to justice for the most vulnerable people in the targeted districts.
- 3) Improve access to quality prevention, treatment and care services for PLHIV and most at risk populations

The main activities of the organization include

- HIV and AIDS
- Water and Sanitation activities
- Livelihood enhancement
- Capacity building
- Food security
- Education
- Advocacy for better health"

RACOB AO officially begun operations independently of LWF on 1 January 2008.

RACOB AO is overseen by a board of Governors. The board is the decision making body of the organization and is mandated by the constitution to strategic plan and make policies for the organization. RACOB AO appointed a board of Directors comprising of Professionals and religious leaders from Rakai and Lyantonde districts. The present board members include:

- Dr. Margaret Nakakeeto- Senior Consultant Paediatrician, Kibuli Hospital
- Ms. Jane Franc Nalubega- Psychologist, Mildmay Uganda
- Mr. Ambrose Tebyasa - Advocate - Tebyasa and Company Advocates
- Mr. Fredrick Luzze – Development Consultant, ULINZI Innovations Consult Ltd
- Rev. Fr. Christopher Mutsinzi – Parish Priest, Kyamulibwa Parish, Catholic church of Uganda
- Ms. Ruth Nannyonga- Development Consultant

Dr. Margaret Nakakeeto is the Board chair and Ms. Jane Franc Nalubega is the Vice chairperson.

The Executive Director for the Rural Action community Based Organization is responsible for the financial statements for the year ended 31 December 2018.



## **RURAL ACTION COMMUNITY BASED ORGANIZATION (RACOB AO)**

### **2 NOTES TO THE FINANCIAL STATEMENTS**

#### **2.1 Statement of compliance**

The financial statements have been prepared in accordance with and comply with the financial regulations and the accounting policies of the Rural Action community Based Organization.

#### **2.2 Basis of preparation**

The financial statements are presented in Uganda Shillings. The financial statements have been prepared under the historical cost convention. Preparation of the financial statements requires the use of estimates and assumptions that affect the reported amounts of assets and liabilities and disclosures of contingent assets and liabilities at the date of the financial statements and the reported amounts of revenues and expenses during the reporting period. Although these estimates are based on management's best knowledge of current events and actions, actual results ultimately may differ from those estimates and the original estimates and assumptions will be modified as appropriate in the year in which the circumstances change.

#### **2.3 Restricted/unrestricted funds**

The financial statements distinguish between Restricted and Unrestricted use funds. Restricted use funds are those funds received from third parties who have imposed restrictions on the purposes for which they may be used. Unrestricted use funds are those funds where there are no externally imposed restrictions and include assets freely available or appropriated to reserves for internally designated purposes.

#### **2.4 Currency**

The presentation and functional currency of RACOB AO is Uganda Shillings. The books of account are maintained in Uganda Shillings. Assets and liabilities are denominated in Uganda Shillings. Income and expenditure have been presented in Uganda Shillings. Donor funds received in foreign currency are translated at the spot rate on the day of the transaction.

#### **2.5 Revenue and expenditure recognition**

Restricted use funds are normally received as a result of a specific solicitation or with donor imposed restrictions and are recognized as income over the duration of the program/project in proportion to the achievement of the conditions attached to the contributions. Income for the year is therefore equal to expenditure. Expenditure in excess of funds received for projects or specific purposes are recorded in assets. Excess of expenditure is written off in the event that management determines that such over expenditure is unlikely to be recovered by additional funding. Contributions received but not yet recognized are included in Current Liabilities.

#### **2.6 Cash and cash equivalents**

RACOB AO considers cash on hand and amounts due from banks to be cash and cash equivalents.

#### **2.7 Inventories**

Inventories purchased from Restricted use Funds are expensed in the year of purchase. Rights over inventories would not generate future economic benefit to RACOB AO due to the short term nature of program contracts and the terms of contracts where rights over residual program assets are vested with the grantors.

There are no inventories of a material nature purchased from unrestricted use Funds.

## RURAL ACTION COMMUNITY BASED ORGANIZATION (RACOBABO)

### 2 NOTES TO THE FINANCIAL STATEMENTS (CONTINUED)

#### 2.8 Fixed assets

Not all the fixed assets appearing in the RACOBABO schedule of assets are included in the balance sheet by the end of the financial year. The items included in the balance sheet were donated to RACOBABO by Lutheran World Federation. RACOBABO maintains a register of all assets over 1,000,000 shillings including those that are for restricted use. The treatment for the assets in the names of RACOBABO, is as below:

##### a) Tangible assets

Fixed assets purchased from Restricted use Funds are expensed in the year of purchase. It is considered improbable that such expenditures will generate future economic benefit to RACOBABO due to the short term nature of program contracts and the terms of contracts where rights over residual program assets are vested with the grantors.

Repairs and maintenance costs are charged in the Income and Expenditure Statement during the financial period in which they are incurred.

##### b) Donated Assets

Donated assets are recognised as Deferred income in the period they are received. Depreciation calculated on these assets will be an expense for the period charged against Deferred income in that period to recognise income over the period of the estimated useful life of the asset.

#### 2.9 Fixed assets - depreciation

Depreciation is calculated on the straight-line method to write off assets to their estimated residual values over their estimated useful lives as follows:

Vehicles	5 years
Office Equipment	5 years
Computers	4 years
Buildings	25 years

#### 2.10 Provisions

There were no provisions during the reporting period.

#### 2.11 Reserves

These are funds received for non-project activities. There are no externally imposed restrictions and these funds are appropriated to reserves for internally designated purposes.

#### 2.11 Employee benefit costs

##### a) Staff Provident Scheme

The entity maintains a provident fund for all qualifying staff. This is computed as 15% of employee gross salary. This is charged to projects expenditure under Salaries and Benefits. The amount is deposited to a separate bank account, which is controlled by a committee chosen by RACOBABO staff and is made available to staff on resignation or termination of employment.

RURAL ACTION COMMUNITY BASED ORGANIZATION (RACOB AO)

3 NOTES TO THE FINANCIAL STATEMENTS

	<b>2018</b>	<b>2017</b>
	<b>Ushs</b>	<b>Ushs</b>
<b>Note 3.1 Bank and Cash balances</b>		
Stanbic Bank - Lyantonde LWF	42,344,634	89,762,474
Centenary Bank - Lyantonde IDF	2,900	2,497,929
Stanbic Bank RACOB AO-KNH, UGS	46,603,876	12,428,803
Stanbic Bank RACOB AO-FuG, UGS	8,496,445	-
	<u><b>97,447,855</b></u>	<u><b>104,689,206</b></u>
<b>Note 3.2 Income Receivable</b>		
United States Agency for International Development - PATH	-	3,639,000
	<u>-</u>	<u><b>3,639,000</b></u>
<b>Note 3.3 Accounts payable</b>		
Audit fees	26,609,414	18,593,014
	<u><b>26,609,414</b></u>	<u><b>18,593,014</b></u>
<b>Note 3.4 Advance Income</b>		
Children in Africa	-	3,366,493
EU Aid Volunteers	10,507,477	26,633,199
Makerere University Joint Aids Program	-	604,673
Marsha & Michael	-	503,821
Finn Church Aid	-	41,303,537
Kindernothilfe(KNH)	48,534,437	11,334,554
Rakai Health Science Program	5,741,431	-
FuG	4,377,804	-
	<u><b>69,161,149</b></u>	<u><b>83,746,277</b></u>
<b>Note 3.5 Accrued Expenses</b>		
UMEME	-	499,541
Community empowerment week	-	220,000
	<u>-</u>	<u><b>719,541</b></u>



## RURAL ACTION COMMUNITY BASED ORGANIZATION (RACOB AO)

### 3 NOTES TO THE FINANCIAL STATEMENTS (CONTINUED)

#### 3.6 Financial risk management

The RACOB AO has minimal exposure to financial risks as detailed below.

##### a) Market risk- Foreign currency risk

Foreign currency risk arises primarily when the foreign currency raise or falls against the local currency. Currently RACOB AO receives funds from the Donors mainly in local currency and maintains local currency Bank accounts. Therefore, there is no significant risk of foreign exchange fluctuations.

##### b) Credit risk

RACOB AO has no material receivables and bank balances. Therefore, there is no significant credit risk.

##### c) Liquidity risk

RACOB AO has no significant payables that would create a liquidity mismatch; there is no exposure to liquidity risk.

##### d) Interest rate risk

There is no significant short-term exposure to changes in interest rates as cash and cash equivalents are held as cash on hand or on-demand deposits and earn minimal interest.

#### 3.7 Related parties

RACOB AO has no transactions with related parties.

#### 3.9 Capital commitments

There were no capital expenditure commitments at 31 December 2018



**RURAL ACTION COMMUNITY BASED ORGANIZATION (RACOB AO)**

**4 NOTES TO THE FINANCIAL STATEMENTS**

**4.1 FIXED ASSETS**

	Buildings Ushs'000	Total Ushs'000
<b>COST</b>		
At 1 January 2017	-	-
Additions	92,242,115	92,242,115
At 31 December 2017	<u>92,242,115</u>	<u>92,242,115</u>
At 1 January 2018	92,242,115	92,242,115
Additions	-	-
At 31 December 2018	<u>92,242,115</u>	<u>92,242,115</u>
<b>DEPRECIATION</b>		
At 1 January 2017	-	-
Charge for the year	3,689,685	3,689,685
At 31 December 2017	<u>3,689,685</u>	<u>3,689,685</u>
At 1 January 2018	3,689,685	3,689,685
Charge for the year	3,689,685	3,689,685
At 31 December 2018	<u>7,379,370</u>	<u>7,379,370</u>
<b>NET BOOK VALUE</b>		
At 31 December 2017	<u>88,552,430</u>	<u>88,552,430</u>
At 31 December 2018	<u>84,862,745</u>	<u>84,862,745</u>

## RURAL ACTION COMMUNITY BASED ORGANIZATION (RACOB AO)

### 5 PRIOR YEAR ADJUSTMENT

The accounting policy for restricted grants at RACOB AO requires that such grants are recognized as income over the periods necessary to match them with related costs which they are intended to compensate on a systematic basis. This treatment is also applicable for grants used to acquire or construct assets where the grant used to construct an asset is matched to the related costs (depreciation) over the useful life of the asset.

However, in the prior year, RACOB AO erroneously applied this treatment to the construction of its office building, which was funded by non-restricted income.

In order to consistently apply the correct treatment, a prior year adjustment has been posted to correct this error. The effect of this correction on the prior year financial statements is detailed below;

#### Effect on the statement of comprehensive income:

	<b>2017</b> <b>Ushs'000</b>
Increase in Non-Project Income	88,978,430
Increase in reserves for the year	88,978,430

#### Effect on the statement of financial position

Decrease in deferred income	(88,978,430)
Increase in reserves during the year	(88,978,430)

## RURAL ACTION COMMUNITY BASED ORGANIZATION (RACOB AO)

### ICA RAKAI WATSAN PROJECT

Project Number 12-4665  
Implementation period: 1st January 2018 - 31st December 2018.

### Appendix 1

	Approved Budget Ushs	Actual 2018 Ushs
<b>INCOME</b>		
Received and recognized in current year		
LWF/ Icelandic church aid	187,187,008	187,187,008
	<u>187,187,008</u>	<u>187,187,008</u>
Total Income	<u>187,187,008</u>	<u>187,187,008</u>
<b>EXPENDITURE</b>		
<b>ACTIVITY COSTS</b>		
Construction of houses	22,014,000	22,541,000
Construction of Kitchens	9,933,000	10,433,000
Provision of NFI,s to vulnerable households	1,800,000	1,737,000
Provision of domestic utensils	486,000	-
Construction of VIP latrines	5,928,000	6,428,000
Installation Water Tanks	9,000,000	9,500,000
Community hygiene trainings	2,830,000	2,580,000
Hold 02 dialogue meetings with duty bearers	1,882,000	1,382,000
Establishment of Kitchen gardens	1,710,000	1,710,000
Local goats	48,100,000	48,100,000
1 Annual participatory Community Based Monitoring exercise	1,900,000	1,500,000
Conduct 4 Management meetings for RACOB AO	480,000	-
Sub Total	<u>106,063,000</u>	<u>105,911,000</u>
<b>DIRECT STAFF COSTS</b>		
Project staff costs	45,345,104	42,250,779
Staff travel & per diem	6,623,400	6,603,400
Sub Total	<u>51,968,504</u>	<u>48,854,179</u>
<b>PROJECT OFFICE OPERATIONS</b>		
Bank Charges	387,000	294,605
Communication Costs	7,145,104	8,548,824
Audit fees	6,000,000	8,000,000
Motor Vehicle & Motorcycle Running Costs	10,823,400	10,823,400
Office Stationery and Consumables	2,400,000	2,380,000
Office Utilities	2,400,000	2,375,000
Sub Total	<u>29,155,504</u>	<u>32,421,829</u>
Grand Total	<u>187,187,008</u>	<u>187,187,008</u>
Closing Balance 31/12/2018	<u>-</u>	<u>-</u>

**RURAL ACTION COMMUNITY BASED ORGANIZATION (RACOB AO)**

**Appendix 2**

**RACOB AO Local Donors  
Project Number 12-4666**

**Actual 2018  
Ushs**

**Implementation period: 1st January 2018 - 31st December 2018.**

**INCOME**

**Received and recognized in current year**

Rakai Health Science Program

62,425,269

**Total Income**

**62,425,269**

**EXPENDITURE**

**ACTIVITY COSTS**

Training Community Based Monitors & Evaluators

-

Strengthening of local climate change Advocacy

-

Income generating activities for OVCs

62,180,905

OVC Economic strengthening

244,364

**Sub Total**

**62,425,269**

**Total Expenditure**

**62,425,269**

**Closing Balance 31/12/2018**

**-**

**RURAL ACTION COMMUNITY BASED ORGANIZATION (RACOBAO)**

Appendix 3

**LIVESTOCK PROJECT**

Implementation period: 1st January 2015 - 31st December 2018

Project Number 12-4669

	Approved Budget UGS	Actual 2016 UGS	Actual 2017 UGS	Actual 2018 UGS
<b>INCOME</b>				
Received and recognized in previous year LWF/Evangelical Lutheran Church Aid	420,000,000	-	-	-
	<u>420,000,000</u>	<u>-</u>	<u>-</u>	<u>-</u>
Received and recognized in current year LWF/Evangelical Lutheran Church Aid	-	122,747,796	132,036,500	130,788,080
	<u>-</u>	<u>122,747,796</u>	<u>132,036,500</u>	<u>130,788,080</u>
<b>Total Income</b>	<u>420,000,000</u>	<u>122,747,796</u>	<u>132,036,500</u>	<u>130,788,080</u>
<b>EXPENDITURE</b>				
<b>PERSONNEL</b>				
Director	27,720,000	8,448,000	2,112,000	5,939,603
Head of Programs	19,026,000	5,798,400	1,449,600	4,139,260
Head of Finance	19,026,000	5,798,400	1,449,600	4,139,267
Livelihood Officer	13,860,000	4,224,000	1,848,000	4,139,266
<b>Sub Total</b>	<u>79,632,000</u>	<u>24,268,800</u>	<u>6,859,200</u>	<u>18,357,396</u>
<b>FRINGE BENEFITS</b>				
National Social Security fund contribution (10%)	7,962,500	2,425,600	1,061,200	800,000
Provident Fund Contribution (15%)	11,945,500	3,641,600	910,400	1,330,484
<b>Sub Total</b>	<u>19,908,000</u>	<u>6,067,200</u>	<u>1,971,600</u>	<u>2,130,484</u>
<b>CONSULTANTS</b>				
Goat Management training	3,150,000	900,000	4,000,000	6,700,000
Kitchen gardening & Good agricultural practices training	3,150,000	900,000	1,482,800	-
<b>Sub Total</b>	<u>6,300,000</u>	<u>1,800,000</u>	<u>5,482,800</u>	<u>6,700,000</u>
<b>TRAVEL AND TRANSPORTATION</b>				
Staff travel	6,300,000	1,074,196	258,000	100,000
Per-diem	7,812,000	1,620,000	2,125,000	2,352,500
Fuel	20,916,000	5,527,200	6,616,599	11,006,200
<b>Sub Total</b>	<u>35,028,000</u>	<u>8,221,396</u>	<u>8,999,599</u>	<u>13,458,700</u>
<b>OFFICE SUPPLIES</b>				
Internet	1,890,000	963,000	2,520,000	1,490,000
Telephone fixed line	1,260,000	864,000	398,500	1,177,500
Office Stationery	5,292,000	2,645,000	2,842,800	2,744,000
<b>Sub Total</b>	<u>8,442,000</u>	<u>4,472,000</u>	<u>5,761,300</u>	<u>5,411,500</u>



**RURAL ACTION COMMUNITY BASED ORGANIZATION (RACOB AO)**

Appendix 3

LIVESTOCK PROJECT

Implementation period: 1st January 2015 - 31st

December 2018

Project Number 12-4669

	Approved Budget UGS	Actual 2016 UGS	Actual 2017 UGS	Actual 2018 UGS
<b>CAPITAL ASSETS</b>				
Laptop	4,375,000	-	-	-
Sub Total	<u>4,375,000</u>	<u>-</u>	<u>-</u>	<u>-</u>
<b>ADDITIONAL PROGRAM/PROJECT COSTS</b>				
Distribute 280 local goats to vulnerable CHH & PHAs	164,640,000	44,848,000	77,540,000	54,680,000
Train 90 people in goat management for benefiting households	12,075,000	6,200,000	2,950,000	4,150,000
Train 90 vulnerable PHAs & CHH in kitchen gardening & agriculture	5,680,500	1,700,000	1,450,000	2,940,000
Establish demon. kitchen gardens for PHAs and CHH	17,325,000	5,000,000	6,760,000	5,700,000
Staff Learning visit and exchange	8,750,000	3,000,000	-	4,020,000
Train group members in Leadership & IGAs				300,000
Sub Total	<u>208,470,500</u>	<u>60,748,000</u>	<u>88,700,000</u>	<u>71,790,000</u>
<b>OTHERS</b>				
Annual participatory monitoring & review exercise	5,260,500	1,370,000	-	1,800,000
Audit fees	26,250,000	7,000,000	8,362,000	8,000,000
Office/Residential rent & maintenance	26,334,000	8,800,400	5,900,001	3,140,000
Sub Total	<u>57,844,500</u>	<u>17,170,400</u>	<u>14,262,001</u>	<u>12,940,000</u>
Total Expenditure	<u>420,000,000</u>	<u>122,747,796</u>	<u>132,036,500</u>	<u>130,788,080</u>
Closing Balance 31/12/2018	<u>-</u>	<u>-</u>	<u>-</u>	<u>-</u>

**RURAL ACTION COMMUNITY BASED ORGANIZATION (RACOB AO)**

**Appendix 4**

**RACOB AO Local Donors  
Project Number 12-4676**

**Actual  
2018  
UGS**

**Implementation period: 1st January 2018 - 31st December 2018.**

**INCOME**

**Received and recognized in current year**

Children In Africa	3,366,493
EU Aid Volunteer	26,633,199
Makerere university Joint Aids Program	604,673
Marsha & Michael	503,821

**31,108,186**

**Received and recognized in  
current year**

Children In Africa	32,257,600
Diakonie	38,250,000
Icelandic Church Aid	11,357,060
EU Aid Volunteer	66,243,623
Open Door Project Uganda	33,396,000

**181,504,283**

**Total Income**

**212,612,469**

**EXPENDITURE**

**Sustainable Livelihood**

School fees and Scholastic Materials	9,966,000
Purchase goats	29,060,000
Diakonie Women Income Generating Support Project(WINGS)	39,596,208

**78,622,208**

**Sub Total**

**HIV/AIDS**

Children Camps	32,422,000
House Construction	5,897,629
Accelerating HIV/AIDS Epidemic control in Luguusulu and Lweb	310,000
EU Aid Volunteer Initiatives Deployment	95,360,632

**133,990,261**

**Sub Total**

**Grand Total**

**212,612,469**

**Closing Balance 31/12/2018**



RURAL ACTION COMMUNITY BASED ORGANIZATION (RACOBABO)

Appendix 6

ADVOCACY FOR BETTER HEALTH  
 PATH SUB AWARD Number: AID.1915-00705654  
 Project Number 12-4679

Implementation period: 1st January 2015 - 31st December 2018.

	Approved Budget	Actual 2016 UGS	Actual 2017 UGS	Actual 2018 UGS
<b>INCOME</b>				
Received and recognized in Previous Year	582,632,693	-	-	-
United States Agency for International Development - PATH	-	5,965,521	-	-
United States Agency for International Development - PATH	-	-	-	-
-	-	-	-	-
-	-	-	-	-
Received and recognized in current year	<b>582,632,693</b>	<b>5,965,521</b>	-	-
United States Agency for International Development - PATH	-	<b>51,290,888</b>	112,756,693	44,325,180
United States Agency for International Development - PATH	-	12,611,954	3,639,000	-
United States Agency for International Development - PATH	-	63,902,842	<b>116,395,693</b>	<b>44,325,180</b>
Total Income	<b>582,632,693</b>	<b>69,868,363</b>	<b>116,395,693</b>	<b>44,325,180</b>
<b>EXPENDITURE</b>				
<b>FULL-TIME PERSONNEL</b>				
Staff Salaries	134,610,630	2,026,541	1,919,142	3,789,610
Total Personnel	<b>134,610,630</b>	<b>2,026,541</b>	<b>1,919,142</b>	<b>3,789,610</b>
<b>FRINGE BENEFITS</b>				
Fringe benefits	13,461,063	-	919,142	-
Total Fringe	<b>13,461,063</b>	-	<b>919,142</b>	-
<b>TRAVEL</b>				
Staff travel & Per-diem	9,000,000	495,954	70,000	1,974,500
Total travel and Per-diem	<b>9,000,000</b>	<b>495,954</b>	<b>70,000</b>	<b>1,974,500</b>
<b>SUPPLIES</b>				
Office rent & maintenance	10,488,000	5,988,000	2,346,545	220,000
Communication Costs	6,750,000	384,000	237,000	-
Office equipment/repair& maintenance	6,750,000	-	150,000	-
Office Utilities	6,750,000	-	964,864	-
Motor vehicle/motor cycle repairs	6,750,000	-	95,000	611,400

**RURAL ACTION COMMUNITY BASED ORGANIZATION (RACOBABO)**

Appendix 6

**ADVOCACY FOR BETTER HEALTH**

**PATH SUB AWARD Number: AID.1915-00705654**

**Project Number 12-4679**

**Implementation period: 1st January 2015 - 31st December 2018.**

Office Stationery and Consumables  
Bank Charges

**Total supplies**

**EQUIPMENT**

Laptops  
Printers  
Motorcycles

**Total equipment**

**WORKSHOPS & TRAININGS**

**INCREASED CITIZEN AWARENESS OF THEIR RIGHTS AND RESPONSIBILITIES RELATED TO HEALTH AND SOCIAL SERVICES**

Holding Community Forums at S/C& district level to discuss  
Community assets mapping meeting with representatives of PLHIV, VSLA, SACCOS  
Radio talk shows to create awareness of citizen rights  
Quarterly interface meetings held between communities & health  
Quarterly meetings held by advocacy champions with duty bearers  
Quarterly interface meetings on identified advocacy issues  
Health Unit Management committee assessment on their roles & responsibilities  
Facilitate Already established Child rights clubs in school  
Reproduce 500 copies of posters with health advocacy messages  
Orientation meeting of Community groups on their rights  
Community dialogue with identified groups  
Quarterly health facility based interface meetings  
Train 14 Community advocacy champions  
IR 1.3.3.2 interface meetings on identified advocacy issues (youth groups, VHT, PLHIV, Child rights clubs,) and duty bearers held  
Produce referral directory and referral tools  
Orientation meeting for CBO/PLHIV on action planning  
Tracking/monitoring by CBOs/PHIVs on MCH and FP  
Group/PLHIV network meetings to discuss MCH and FP issues  
Advocacy forums to discuss MCH and FP issues  
Follow up meetings by advocacy champions

	Approved Budget	Actual 2016 UGS	Actual 2017 UGS	Actual 2018 UGS
	24,756,800	-	-	-
	13,190,000	-	-	4,405,000
	14,980,000	-	300,000	-
	13,500,000	4,668,000	-	-
	13,500,000	480,000	-	-
	2,112,000	5,148,000	1,040,000	-
	8,432,000	-	-	-
	11,600,000	500,000	-	-
	1,000,000	-	-	-
	2,190,000	8,372,000	10,000,000	-
	7,300,000	1,140,000	220,000	-
	2,112,000	-	-	-
	17,040,000	5,680,000	3,832,000	-
	824,000	-	-	-
	3,020,000	-	-	-
	6,520,000	5,450,000	-	-
	17,232,000	4,200,000	19,230,000	3,600,000
	11,172,000	2,466,000	10,836,000	11,122,670
	14,156,000	-	18,815,000	2,400,000
	12,000,000	-	8,300,000	-
<b>Total supplies</b>	<b>46,488,000</b>	<b>7,077,868</b>	<b>4,195,409</b>	<b>7,331,400</b>
<b>Total equipment</b>	<b>43,240,000</b>	<b>3,178,000</b>	<b>-</b>	<b>-</b>

**RURAL ACTION COMMUNITY BASED ORGANIZATION (RACOBABO)**

Appendix 6

**ADVOCACY FOR BETTER HEALTH**

**PATH SUB AWARD Number: AID.1915-00705654**

**Project Number 12-4679**

**Implementation period: 1st January 2015 - 31st December 2018.**

	Approved Budget	Actual 2016 UGS	Actual 2017 UGS	Actual 2018 UGS
<b>Sub Total</b>	<b>196,636,800</b>	<b>38,104,000</b>	<b>72,573,000</b>	<b>21,527,670</b>
<b>INCREASED UTILIZATION OF EVIDENCE BY CSOS TO INFORM ADVOCACY</b>				
Assessment on Health & Education to collect evidence	3,020,000	-	-	-
Meeting with partners & other CSOs to strategize on advocacy	2,450,000	-	1,200,000	-
Mapping on existing policies & stakeholders	1,850,000	-	-	-
2 follow up meetings held	1,578,000	1,578,000	3,828,000	-
Evidence dossiers compiled & updated by RACOBABO	2,538,000	936,000	1,500,000	-
Hold meeting with Influencer & partners	3,460,000	2,140,000	-	-
2 meetings to present the evidence dossiers	1,320,000	-	-	1,920,000
Hold meeting with decision makers to present issues	2,424,900	-	-	-
Hold a meeting with DHO, DEO, Council to follow up on programmes	1,222,000	1,760,000	-	-
2 coalition meetings held to develop concept & agenda	2,364,000	1,408,000	6,304,000	1,920,000
Dissemination meetings on identified issues among CSOs	2,100,000	-	-	-
RACOBABO Staff attend quarterly DOVCC,SOVCC Meetings	4,012,100	-	-	-
Evidence dossiers updated on MCH and FP issues	6,800,000	-	5,400,000	-
Meetings to present the evidence dossiers and asks	4,289,700	-	600,000	-
<b>Sub Total</b>	<b>39,428,700</b>	<b>7,822,000</b>	<b>18,832,000</b>	<b>3,840,000</b>
<b>ENHANCED COORDINATION AND COLLABORATION AMONG CSOS</b>				
Coalition building meeting from likeminded CSOs	3,528,000	2,980,000	3,858,000	982,000
Project introductory meetings at district level to build rapport	5,600,000	-	-	-
Document and produce 1 Project impact booklet	3,000,000	-	-	-
RACOBABO Staff receive USG support to review Strategic plan	19,578,000	-	-	-
Hold quarterly regional performance/GMC review meetings	42,200,000	3,600,000	3,246,000	-
RACOBABO support to dev a board charter & succession plan	5,128,500	-	-	-
Staff to adopt a communication strategy to advance advocacy	4,572,000	4,584,000	3,676,000	-
Document process of exchanging advocacy good practices	1,097,000	-	-	-
RACOBABO staff attending district budgetary planning meetings	1,950,000	-	-	-
Institution development and management cost	6,000,000	-	5,672,000	-
Development of M & E tools	1,264,000	-	735,000	-
Financial management training	1,050,000	-	700,000	4,880,000
<b>Sub Total</b>	<b>94,967,500</b>	<b>11,164,000</b>	<b>17,887,000</b>	<b>5,862,000</b>

**RURAL ACTION COMMUNITY BASED ORGANIZATION (RACOBAO)**

**ADVOCACY FOR BETTER HEALTH**

**PATH SUB AWARD Number: AID.1915-00705654**

**Project Number 12-4679**

**Implementation period: 1st January 2015 - 31st December 2018.**

Appendix 6

	Approved Budget	Actual 2016 UGS	Actual 2017 UGS	Actual 2018 UGS
Total workshops and Trainings	577,832,693	69,868,363	116,395,693	44,325,180
<b>OTHER COSTS</b>				
Furniture	4,800,000	-	-	-
Total other costs	4,800,000	-	-	-
<b>Grand Total</b>	<b>582,632,693</b>	<b>69,868,363</b>	<b>116,395,693</b>	<b>44,325,180</b>
Closing Balance 31/12/2017	-	-	-	-



RURAL ACTION COMMUNITY BASED ORGANIZATION (RACOBAO)

Appendix7

ENHANCING THE QUALITY OF PRIMARY EDUCATION IN UGANDA'S EDUCATION SECTOR

Project Number 12-4680

Implementation period: 1st January 2016 - 31st December 2018.

Approved Budget UGS	Actual UGS 2017	Actual UGS 2018
---------------------------	--------------------	--------------------

INCOME

Received and recognised in previous year

Finn Church Aid

1,470,000,000

407,089,863

41,303,537

Received and recognised in current year

Finn Church Aid

493,804,900

Total Income

1,470,000,000

407,089,863

535,108,437

EXPENDITURE

OBJECTIVE 1

To promote child friendly school environment for quality and inclusive education

Organise and facilitate stakeholders meetings to make school improvement plans  
 Quarterly advocacy meetings with duty bearers  
 Organise bi annual educational stakeholders  
 Facilitate exchange learning visits for peer learning between schools  
 Organise the meeting with the teachers for parents talk  
 Organise & support Class Volunteers days  
 Conduct teachers meetings for inclusive learning and school improvement plans  
 Training teachers in inclusive and protective education methodology

22,680,000	4,400,000	14,160,000
16,086,000	6,202,000	5,982,000
23,646,000	7,700,000	9,771,000
24,332,000	9,110,000	15,300,000
15,750,000	-	6,300,000
15,750,000	1,850,000	6,600,000
56,647,500	16,800,000	23,040,000
60,217,500	20,072,500	25,340,000
<u>235,109,000</u>	<u>66,134,500</u>	<u>106,493,000</u>

OBJECTIVE 2

To strengthen the capacity of education duty bearers to deliver education service and to fulfil their roles

**RURAL ACTION COMMUNITY BASED ORGANIZATION (RACOBABO)**

Appendix 7

**ENHANCING THE QUALITY OF PRIMARY EDUCATION IN UGANDA'S EDUCATION SECTOR**

Project Number 12-4680

Implementation period: 1st January 2016 - 31st December 2018.

	Approved Budget UGS	Actual UGS 2017	Actual UGS 2018
Conduct quarterly Community meetings using Community score cards	31,584,000	8,178,000	13,285,000
Regular and sustainable local community accountability platform	29,022,000	7,800,000	17,947,000
Facilitate Lobby and advocacy meetings at sub-county and district level	47,488,000	7,606,000	14,707,000
Facilitate stakeholders education seminars at the district level	61,551,000	21,520,000	34,378,000
<b>Sub Total</b>	<b>169,645,000</b>	<b>45,104,000</b>	<b>80,317,000</b>

**OBJECTIVE 3**

**Local accountability platforms for continuous dialogue between rights holders and duty bearers to achieve inclusive and quality education established and strengthened**

Conduct a baseline survey	43,995,000	14,600,000	15,260,000
Conduct sub-county introductory meetings	16,464,000	6,000,000	10,710,000
Facilitate people parliaments that will be covered on TV & Radio	50,421,000	17,900,000	23,200,000
Produce and publish information materials for the project	97,566,000	34,869,000	39,600,000
Train members of PTA, SMCs and Foundation bodies as CBMES	59,136,000	21,940,000	24,649,000
Facilitate the development of an advocacy strategy	36,204,000	-	14,856,000
Facilitate teachers workshop in participatory learning, protection	41,643,000	13,728,500	17,100,000
<b>Sub Total</b>	<b>345,429,000</b>	<b>109,037,500</b>	<b>145,375,000</b>

**OBJECTIVE 4**

**To strengthen the institutional capacity of RACOBABO to promote quality primary education**

Facilitate RACOBABO staff and board members	28,213,500	20,478,000	17,360,000
Train members of RACOBABO community mobilisation committees	36,162,000	12,981,658	12,020,000
Train staff in inclusive education and quality education monitoring	17,976,000	-	4,000,000
RACOBABO Board meetings	29,673,000	5,431,400	6,315,000
Facilitate annual general assembly	7,140,000	2,350,000	4,260,000
Conduct Management meeting for staff	14,301,000	7,087,900	4,380,000
Contribution to RACOBABO children resource and advocacy centre	87,500,000	-	-
<b>Sub Total</b>	<b>220,965,500</b>	<b>48,328,958</b>	<b>48,335,000</b>

**RURAL ACTION COMMUNITY BASED ORGANIZATION (RACOBAO)**

Appendix 7

**ENHANCING THE QUALITY OF PRIMARY EDUCATION IN UGANDA'S EDUCATION SECTOR**

**Project Number 12-4680**

**Implementation period: 1st January 2016 - 31st December 2018.**

**STAFF COSTS**

	Approved Budget UGS	Actual UGS 2017	Actual UGS 2018
Salaries	134,463,000	29,716,250	34,364,643
NSSF	13,447,000	2,629,929	3,170,307

**Total equipment**

	147,910,000	32,346,179	37,534,950
--	-------------	------------	------------

**OFFICE RUNNING COSTS**

Per-diem and Transport	18,270,000	11,753,100	8,439,066
Office rent & maintenance	10,836,000	11,937,455	14,600,000
Office Utilities	3,654,000	1,961,000	1,741,499
Communication costs	7,182,000	5,041,700	2,978,700
Office equipment repairs & maintenance	3,024,000	762,000	1,509,538
Office stationery & consumables	7,182,000	2,956,000	1,594,000
Motor vehicle and motorcycle running costs	18,018,000	16,047,000	7,550,400
Bank Charges	1,764,000	626,526	541,264
Audit fees and legal fees	15,004,500	5,001,500	6,287,600
Insurance for staff	54,810,000	3,491,445	23,689,590
Vehicle insurance	18,018,000	6,006,000	7,555,330
Compound development	18,018,000	26,055,000	15,846,500
Procure Motorcycle	51,999,500	14,500,000	14,500,000
Motor vehicle	101,241,000	-	-
Project Evaluation	21,920,500	-	10,220,000

**Sub Total**

	350,941,500	106,138,726	117,053,487
--	-------------	-------------	-------------

**Grand Total**

	1,470,000,000	407,089,863	535,108,437
--	---------------	-------------	-------------

**Closing Balance 31/12/2018**

	-	-	-
--	---	---	---



**RURAL ACTION COMMUNITY BASED ORGANIZATION (RACOBAO)**

Appendix8

**HIV/AIDS COMMUNITY EMPOWERMENT PROJECT**  
**KNH Project Ref. no.KN6637H**  
**Project Number 12-4681**

**Implementation period: 1st November 2016 - 31st October 2019.**

	Approved Budget	Actual2017	Actual2018
	UGS	UGS	UGS
<b>INCOME</b>			
<b>Received and recognized in Previous year</b>	420,000,000	137,482,979	11,334,554
Kindemothilfe(KNH)			
<b>Received and recognized in current year</b>	<b>420,000,000</b>	<b>137,482,979</b>	<b>11,334,554</b>
Kindemothilfe(KNH)			110,656,091
<b>Total Income</b>	<b>420,000,000</b>	<b>137,482,979</b>	<b>121,990,645</b>
<b>EXPENDITURE</b>			
<b>OBJECTIVE 1</b>			
<b>To strengthen actions by duty bearers towards effective HIV service delivery and elimination of harmful practices that predispose children, youth to infection in Rakai and Lyantonde districts by 2019</b>			
Train Religious and Cultural leaders in OVC protections	16,097,000	-	-
Conduct dialogue meetings with Religious and cultural leaders	11,960,000	4,340,000	-
Attend district council meetings and district management meetings	8,040,000	930,000	-
Lobby duty bearers for Increased HIV Outreach services	4,815,000	3,352,000	-
Facilitate children, youth and their caregivers	4,890,000	2,235,000	1,670,000
Conduct periodic district & S/C budgetary analyses to lobby	6,000,000	4,200,000	-
Train members of SOVCC,DOVCC to lobby for child friendly law	5,711,000	-	3,445,000
Facilitate quarterly planning and review meeting of SOVCC,DO	14,012,000	3,231,000	4,084,000
Evidence dossier Compiled & updated on HIV/AIDS protection, care			2,113,500
Meeting to present the Evidence dossiers to engage decision			2,720,000

**RURAL ACTION COMMUNITY BASED ORGANIZATION (RACOBAO)**

Appendix 8

**HIV/AIDS COMMUNITY EMPOWERMENT PROJECT**  
**KNH Project Ref. no.KN6637H**  
**Project Number 12-4681**  
**Sub Total**

Approved Budget	Actual2017	Actual2018
UGS	UGS	UGS
<b>71,525,000</b>	<b>18,288,000</b>	<b>14,032,500</b>

**OBJECTIVE 2**  
**Rights holders, in particular children and youth empowered to claim for HIV prevention services and challenge harmful practices in Lyantonde and Rakai districts by 2017**

Mobilise caregivers of OVC into peer groups & train them	8,700,000	-	-
Form youth peer groups & train their leaders as behaviour change	12,350,000	4,260,000	-
Form School rights clubs to spearhead behaviour change promotion	4,080,000	-	-
Facilitate quarterly accountability meetings at sub county level	6,150,000	2,050,000	5,600,000
Train rights holders as community based monitors of quality	8,080,500	-	-
Facilitate community monitoring activities in the project	1,116,000	472,000	2,560,000
Rights holders meeting for community groups to develop action	-	-	2,560,000
Advocacy forums to discuss HIV/AIDS protection, care, & treatment	-	-	600,000
Facilitate the commemoration of the day of the African Child	-	-	5,229,000
Follow up meetings by CBMEs	-	-	1,900,000
<b>Sub Total</b>	<b>40,476,500</b>	<b>6,782,000</b>	<b>18,449,000</b>

**OBJECTIVE 3**

**Access to HIV/AIDS information; prevention, care and other support services increased among MARPs in particular children and youth in Rakai and Lyantonde districts by 2019**

Produce & publish visibility & IEC materials on harmful cuts	7,360,000	-	4,000,000
Conduct sports competition for behavioural change for school children	7,840,000	2,040,000	-
Sensitize children, youth & caregivers on existing laws & pol	1,760,000	2,800,000	-
Conduct paediatric ART education sessions	1,500,000	-	842,000
Facilitate community ART, PMTCT & HCT outreaches in hard to rea	5,200,000	2,030,000	-
Children youth & their caregivers participate in learning	4,895,000	-	2,890,000
Conduct community awareness on abstinence & their safer sex	7,750,000	3,030,000	2,552,000
Support establishment of life skills programs in schools	3,000,000	600,000	1,720,000
Orient youth peers as condom distributors	1,345,000	-	-
Establish Community condom distribution points	12,220,000	5,040,000	-
Facilitate School HCT programs	6,000,000	1,500,000	2,200,000

**RURAL ACTION COMMUNITY BASED ORGANIZATION (RACOBABO)**

Appendix 8

**HIV/AIDS COMMUNITY EMPOWERMENT PROJECT**

**KNH Project Ref. no. KN6637H**  
**Project Number 12-4681**

Tracking & Monitoring by Community groups HIV/AIDS protect  
 Facilitate the formation of children parliaments to dialogue

**Sub Total**

Approved Budget	Actual 2017	Actual 2018
UGS	UGS	UGS
58,870,000	17,040,000	18,224,000
		2,880,000
		1,140,000

**MONITORING AND EVALUATION**

Facilitate RACOBABO Board meetings  
 Conduct annual general assembly  
 Conduct Management meetings for RACOBABO  
 Produce annual Reports  
 Audit  
 Annual participatory Community based monitoring exercise

**Sub Total**

9,378,000	2,570,000	2,990,000
3,900,000	1,730,000	1,300,000
1,950,000	762,500	160,000
3,000,000	1,000,000	1,000,000
15,693,175	6,000,000	5,000,000
5,700,000	1,700,000	1,450,000
<b>39,621,175</b>	<b>13,762,500</b>	<b>11,900,000</b>

**PERSONNEL**

Staff Salary  
 National Social Security Fund  
 Workman Compensation  
 Provident Fund  
 Medical Insurance  
 Travel & Transport on Official duties

**Sub Total**

134,220,000	52,800,000	29,601,247
13,422,000	5,280,000	3,880,929
2,013,300	792,000	890,000
20,133,000	7,920,000	6,342,594
15,255,000	-	5,400,000
-	100,000	60,000
<b>185,043,300</b>	<b>66,892,000</b>	<b>46,174,770</b>

**OFFICE RUNNING COSTS**

Consumable supplies  
 Newspapers  
 Internet, Postage, communication & airtime for office fixed li  
 Utilities  
 Motorcycle fuel  
 Travel & Transport on official duties  
 Office Consumables  
 Bank Charges  
 Office Rent  
 Furniture & Equipment  
 Motorcycle repairs and maintenance  
 Laptop  
 Printer

6,807,500	1,795,000	1,015,000
666,900	-	234,000
1,282,500	513,000	348,000
1,026,000	398,300	297,000
2,565,000	900,000	2,000,000
1,404,000	6,219,068	8,097,000
1,096,125	416,000	160,000
1,251,000	307,111	272,375
2,565,000	900,000	-
300,000	-	150,000
1,700,000	710,000	637,000
3,000,000	2,560,000	-
800,000	-	-

**RURAL ACTION COMMUNITY BASED ORGANIZATION (RACOBABO)**

**HIV/AIDS COMMUNITY EMPOWERMENT PROJECT**  
**KNH Project Ref. no. KN6637H**  
**Project Number 12-4681**

**Sub Total**  
**Grand Total**  
**Closing Balance 31/12/2017**

	Approved Budget	Actual 2017	Actual 2018
UGS	24,464,025	14,718,479	13,210,375
UGS	420,000,000	137,482,979	121,990,645
	-	-	-

Appendix 8



**RURAL ACTION COMMUNITY BASED ORGANIZATION (RACOB AO)**

Appendix 9

**WOMEN'S INCOME GENERATING SUPPORT PROJECT(WINGS)**  
**FCA WINGS Project Ref. no.**  
**Project Number 12-4681**

**Approved Budget**  
**UGS**

**Actual 2017**  
**UGS**

**Actual 2018**  
**UGS**

**Implementation period: 1st January 2017 - 31st December 2019.**

**INCOME**

**Received and recognized in current year**  
 Finn Church Aid (WINGS)

840,000,000      292,736,600      329,935,800

**840,000,000      292,736,600      329,935,800**

**Total Income**

**840,000,000      292,736,600      329,935,800**

**EXPENDITURE**

**OBJECTIVE 1**

**4,800 VSLA Members have enhanced their capacities to accumulate savings**

Sensitization of target communities and beneficiaries on the	3,940,000	900,000	2,410,000
Train 320 VSLAs members in leadership, conflict resolution	153,312,000	62,612,000	73,300,000
Facilitate 320 VSLA members to develop group constitutions	73,964,500	10,146,000	17,945,000
Establish linkages with mobile telephone money transfer	1,680,000	310,000	560,000
Support VSLA to form S/C networks in order to pool resources	2,760,000	1,710,000	500,000

**Sub Total      235,656,500      75,678,000      94,715,000**

**OBJECTIVE 2**

**80% of the trained women and girls are utilizing the acquired skills in improved agriculture practices, business and entrepreneurship to meet their household basic needs**

Train 320 VSLA members in business skills & entrepreneurship	33,037,500	18,448,000	22,435,000
Conduct 36 meetings for CBT to discuss performance of the group	13,654,500	3,240,000	7,500,723
Train 320 VSLA members improved agri practices and kitchen	41,527,200	11,012,500	13,600,000

**Sub Total      88,219,200      32,700,500      43,535,723**

**OBJECTIVE 3**

**The number of villages that have increased the participation of women and girls in decision making has increased by 100%**

Train 320 VSLA members with advocacy skills	35,230,500	11,688,000	13,868,500
Train 320 VSLA Women in leadership to bring vitality, creativity	45,655,000	10,988,000	13,207,500
Train 320 VSLA Women on economic justice and human rights	44,050,000	10,294,342	13,493,500
Conduct 1 district level and 9 sub-county level introductory meetings	22,474,400	11,560,000	13,048,000
Hold monthly planning meetings for the established networks	11,136,000	3,000,000	6,500,000
Conduct meetings for the establishment of the rural network	6,093,700	3,300,000	3,250,000
Advocacy meetings with the authorities for linking the VSLA	22,274,400	2,480,000	2,750,000

**RURAL ACTION COMMUNITY BASED ORGANIZATION (RACOB AO)**

Appendix 9

**WOMEN'S INCOME GENERATING SUPPORT  
PROJECT(WINGS)  
FCA WINGS Project Ref. no.  
Project Number 12-4681**

**Approved  
Budget  
  
UGS**

**Actual  
2017  
UGS**

**Actual  
2018  
UGS**

**Implementation period: 1st January 2017 - 31st  
December 2019.**

	<u>186,914,000</u>	<u>53,310,342</u>	<u>66,117,500</u>
<b>Sub Total</b>			
<b>PROGRAMME MANAGEMENT</b>			
Contribution to RACOB AO Board meetings	18,664,800	5,948,000	5,457,000
Conduct baseline survey to establish the Vulnerability	22,474,400	18,500,000	18,500,000
Salaries	190,800,000	63,600,000	66,219,279
NSSF	19,080,000	7,097,148	7,854,345
<b>Sub Total</b>	<u>251,019,200</u>	<u>95,145,148</u>	<u>98,030,624</u>
<b>DIRECT COSTS</b>			
Per-diem and Transport	18,000,000	7,093,000	4,300,000
Office rent & maintenance	7,200,000	4,300,000	1,600,000
Office Utilities	3,600,000	2,026,000	1,454,500
Communication Costs	5,400,000	4,544,800	773,000
Office equipment repairs & maintenance	1,200,000	1,164,500	5,016,000
Office stationery & consumables	5,400,000	2,962,000	1,800,000
Motor vehicle and motorcycle running costs	16,591,100	8,946,500	6,134,300
Bank Charges	1,800,000	865,810	679,455
Audit fees and legal fees	9,000,000	3,000,000	3,770,800
Vehicle insurance	7,000,000	-	510,898
Compound development	3,000,000	1,000,000	1,498,000
<b>Sub Total</b>	<u>78,191,100</u>	<u>35,902,610</u>	<u>27,536,953</u>
		292,736,600	
<b>Grand Total</b>	<u><b>840,000,000</b></u>	<u><b>292,736,600</b></u>	<u><b>329,935,800</b></u>
<b>Closing Balance 31/12/2017</b>	<u><u>-</u></u>	<u><u>-</u></u>	<u><u>-</u></u>

**RURAL ACTION COMMUNITY BASED ORGANIZATION (RACOB AO)**

**Appendix 10**

**SATISFACTORY HIV TESTING, COUNSELLING AND ADHERENCE TO TREATMENT AND CARE FOR MALE IN LYANTONDE**

**Approved Budget**

**Actual 2018 UGS**

**Project Number 12-4683**

**UGS**

**Implementation period: 1st January 2018 - 31st December 2020.**

**INCOME**

**Received and recognized in current year**

FuG

205,314,000

87,840,026

**205,314,000**

**87,840,026**

**Total Income**

**205,314,000**

**87,840,026**

**EXPENDITURE**

**OBJECTIVE 1**

**All Men in Lyantonde district have increased knowledge and awareness on HIV and AIDS**

Develop a communication strategy for men with tailored message

3,200,000

3,000,000

Conduct training for the identified male champions in HIV and

13,660,000

14,500,000

Conduct Community health education sessions for Men focusing

7,200,000

2,320,000

Conduct Peer Education at household level using male

13,740,000

9,000,000

Reproduce & distribute assorted HIV prevention & Care education

16,320,000

8,000,000

Facilitate children health clubs to protect male involvement

10,320,000

5,000,000

**Sub Total**

**64,440,000**

**41,820,000**

**OBJECTIVE 2**

**Improved behaviour change among men in Lyantonde District**

Conduct dialogue meetings to develop appropriate Community a

8,190,000

2,490,000

Identify and train male champions as promoters of Behaviour

31,560,000

11,000,000

Mobilize men to form peer groups and as behaviour

14,400,000

4,800,000

Facilitate quarterly meetings of the peer groups

10,380,000

3,200,000

Facilitate quarterly planning & monitoring meeting HUM Committee

10,380,000

3,300,000

**Sub Total**

**74,910,000**

**24,790,000**

**OBJECTIVE 3**

**Men have Increased Accessibility to district health**

Lobby Health department to conduct HCT & ART camping Outreaches

5,040,000

600,000

Lobby ANC Clinics to include services for spouses STI

4,800,000

1,360,000

**Sub Total**

**9,840,000**

**1,960,000**

**STAFF COSTS**

Staff Costs

36,000,000

12,000,000

**Sub Total**

**36,000,000**

**12,000,000**

**OFFICE RUNNING COSTS**

Office running costs

20,124,000

7,270,026

**Sub Total**

**20,124,000**

**7,270,026**

**Grand Total**

**205,314,000**

**87,840,026**

**Closing Balance 31/12/2018**

**0**

**0**

**RURAL ACTION COMMUNITY BASED ORGANIZATION (RACOB AO)**

**Appendix 11**  
**Actual**  
**2018**  
**UGS**

**Other RACOB AO Activities**  
**Project Number 12-4008**

**Implementation period: 1st January 2018 - 31st December 2018.**

**INCOME**

**Received and recognized in current year**  
Other Income

1,035,736

---

**1,035,736**

**Total Income**

---

**1,035,736**

**EXPENDITURE**

**Office Running Costs**

Other Expenses

976,718

**Sub Total**

---

**976,718**

**Grand Total**

---

**-**

**Closing Balance 31/12/2018**

---

**59,018**



RURAL ACTION COMMUNITY  
BASED ORGANIZATION  
RACOBAAO

Appendix 12

MATRIX OF INCOME BY DONORS  
TO EACH PROJECT  
SUMMARY OF INCOME  
RECOGNISED IN 2018  
(in Uganda Shillings)

Donor name	All projects	12-4665	12-4666	12-4669	12-4676	12-4679	12-4680	12-4681	12-4682	12-4683	12-4008	12-4010	all projects
Current Year Income	32,257,600	-	-	-	32,257,600	-	-	-	-	-	-	-	32,257,600
Children In Africa	38,250,000	-	-	-	38,250,000	-	-	-	-	-	-	-	38,250,000
Diakonisches Werk, Austria	823,740,700	-	-	-	-	-	493,804,900	-	-	-	-	-	823,740,700
Finn Church Aid	187,187,008	187,187,008	-	-	-	-	-	-	-	-	-	-	187,187,008
LWF/Icelandic Church Aid	11,357,060	-	-	-	11,357,060	-	-	-	-	-	-	-	11,357,060
Icelandic Church Aid	87,840,026	-	-	-	-	-	-	-	-	87,840,026	-	-	87,840,026
FUG	130,788,080	-	-	130,788,080	-	-	-	-	-	-	-	-	130,788,080
LWF/Evangelical Lutheran Church In America	33,396,000	-	-	-	33,396,000	-	-	-	-	-	-	-	33,396,000
Open Door Project Uganda	1,035,736	-	-	-	1,035,736	-	-	-	-	-	1,035,736	-	1,035,736
Reserve Income	66,243,623	-	-	-	66,243,623	-	-	-	-	-	-	-	66,243,623
EU Aid Volunteers	62,425,269	-	62,425,269	-	-	-	-	-	-	-	-	-	62,425,269
Rakai Health Science Program	44,325,180	-	-	-	-	44,325,180	-	-	-	-	-	-	44,325,180
USAID - PATH	110,656,091	-	-	-	-	-	-	110,656,091	-	-	-	-	110,656,091
Kindemotihlfe (KNH)	1,629,502,373	187,187,008	62,425,269	130,788,080	181,504,283	44,325,180	493,804,900	110,656,091	329,935,800	87,840,026	1,035,736	-	1,629,502,373
Advance Contributions Received in 2017													
Children In Africa	3,366,493	-	-	-	3,366,493	-	-	-	-	-	-	-	3,366,493
Finn Church Aid	41,303,537	-	-	-	-	-	41,303,537	-	-	-	-	-	41,303,537
EU Aid Volunteers	26,633,199	-	-	-	26,633,199	-	-	-	-	-	-	-	26,633,199
Makerere University Joint Aids Programme	604,673	-	-	-	604,673	-	-	-	-	-	-	-	604,673
Marsha & Michael Kindemotihlfe (KNH)	503,821	-	-	-	503,821	-	-	-	-	-	-	-	503,821
Kindemotihlfe (KNH)	11,334,554	-	-	-	-	-	-	11,334,554	-	-	-	-	11,334,554
Total	83,746,277	-	-	-	31,108,186	-	41,303,537	11,334,554	-	-	-	-	83,746,277
Less: Funds Reimbursed Independent Development Fund	-	-	-	-	-	-	-	-	-	-	-	-	-
Total Income	1,713,248,650	187,187,008	62,425,269	130,788,080	212,612,469	44,325,180	535,108,437	121,990,645	329,935,800	87,840,026	1,035,736	-	1,713,248,650

RURAL ACTION COMMUNITY BASED ORGANIZATION  
RACOBAO

MATRIX OF INCOME BY DONORS TO EACH PROJECT  
SUMMARY OF INCOME RECEIVED IN 2018  
(In Uganda Shillings)

Donor name	all projects	12-4665	12-4666	12-4669	12-4676	12-4679	12-4680	12-4681	12-4682	HIV Testing, Counseling & Adherence to treatment for Males	12-4683	12-4008	12-4010	all projects
		ICA Rakai WATSAN Project	RACOBAO Local Donors	HIV/Live Hood Project	RACOBAO General Activities	Advocacy for Better Health	Enhancing the quality of primary education in Uganda	HIV/AIDS Community Empowerment Project	Women's Income Generating Support Project			Other RACOBAO Activities	Other Activities	Total
Total														
<b>Current Year Income</b>														
Children In Africa	32,257,600	-	-	-	32,257,600	-	-	-	-	-	-	-	-	32,257,600
Dakomisches Werk, Austria	38,250,000	-	-	-	38,250,000	-	-	-	-	-	-	-	-	38,250,000
Finn Church Aid	823,740,700	187,187,008	-	-	-	-	493,804,900	-	329,935,800	-	-	-	-	823,740,700
LWF/Icelandic Church Aid	187,187,008	-	-	-	-	-	-	-	-	-	-	-	-	187,187,008
Icelandic Church Aid	11,357,060	-	-	-	11,357,060	-	-	-	-	-	-	-	-	11,357,060
FUG	92,217,830	-	-	-	-	-	-	-	-	-	92,217,830	-	-	92,217,830
LWF/Evangelical Lutheran Church in America	130,788,080	-	-	130,788,080	-	-	-	-	-	-	-	-	-	130,788,080
Open Door Project	33,396,000	-	-	-	33,396,000	-	-	-	-	-	-	-	-	33,396,000
Uganda Reserve Income	1,035,736	-	-	-	-	-	-	-	-	-	-	1,035,736	-	1,035,736
EU Aid Volunteers	76,751,100	-	-	-	76,751,100	-	-	-	-	-	-	-	-	76,751,100
Rakai Health Science Program	68,166,700	-	68,166,700	-	-	-	-	-	-	-	-	-	-	68,166,700
USAID - PATH Kindemthilfe(KNH)	44,325,180	-	-	-	-	44,325,180	-	-	-	-	-	-	-	44,325,180
Kindemthilfe(KNH)	159,190,528	-	-	-	-	-	-	159,190,528	-	-	-	-	-	159,190,528
<b>Advance Contributions Received in 2017</b>	<b>1,698,663,522</b>	<b>187,187,008</b>	<b>68,166,700</b>	<b>130,788,080</b>	<b>192,011,760</b>	<b>44,325,180</b>	<b>493,804,900</b>	<b>159,190,528</b>	<b>329,935,800</b>	<b>92,217,830</b>	<b>1,035,736</b>	<b>-</b>	<b>-</b>	<b>1,698,663,522</b>
Children In Africa	3,366,493	-	-	-	3,366,493	-	-	-	-	-	-	-	-	3,366,493
Finn Church Aid	41,303,537	-	-	-	-	-	41,303,537	-	-	-	-	-	-	41,303,537
EU Aid Volunteers	26,633,199	-	-	-	26,633,199	-	-	-	-	-	-	-	-	26,633,199
Makerere University Joint Aids Programme	604,673	-	-	-	604,673	-	-	-	-	-	-	-	-	604,673
Naisha & Michael Kindemthilfe(KNH)	503,821	-	-	-	503,821	-	-	-	-	-	-	-	-	503,821
Kindemthilfe(KNH)	11,334,554	-	-	-	-	-	-	11,334,554	-	-	-	-	-	11,334,554
<b>Total</b>	<b>83,746,277</b>	<b>-</b>	<b>-</b>	<b>-</b>	<b>31,108,186</b>	<b>-</b>	<b>41,303,537</b>	<b>11,334,554</b>	<b>-</b>	<b>-</b>	<b>-</b>	<b>-</b>	<b>-</b>	<b>83,746,277</b>
Less: Funds Reimbursed	-	-	-	-	-	-	-	-	-	-	-	-	-	-
<b>Total income</b>	<b>1,782,409,799</b>	<b>187,187,008</b>	<b>68,166,700</b>	<b>130,788,080</b>	<b>223,119,946</b>	<b>44,325,180</b>	<b>535,108,437</b>	<b>170,525,082</b>	<b>329,935,800</b>	<b>92,217,830</b>	<b>1,035,736</b>	<b>-</b>	<b>-</b>	<b>1,782,409,799</b>



RACOBABO INVENTORY 2018

OFFICE ASSETS

CATEGORY	ASSET / REG NO.	DESCRIPTION	DATE OF RECEIPT	SUPPLIER / REQUESTION NO.	INVOICE NO.	PURCHASE PRICE SHS	Open Market Value	FORCED SALE VALUE	SERIAL/CHASIS NO.	MODEL	MODEL NO.	MAKE	COLOR	SOURCE OF FUNDS	ACTUAL LOCATION	CURRENT CONDITION
<b>VEHICLES</b>																
	UAH 757Z	TOYOTA LANDCRUISER HARDTOP	02.04.2007	LNRSR 006/06	Not available	9,250,000	0		1H2-0133037	TOYOTA LANDCRUISER	H281	TOYOTA LANDCRUISER ER SA	MAROON	LWF	LYANTONDE	FAIR
	UAN 0791	TOYOTA HILUX DOUBLE CABIN	02.10.09	LPO 086	WALUSIMB S GARAGE	88,764,200	0		MR0FR29G50125 3869	TOYOTA HILUX VIGO	KUN 25R	HILUX	SILVER GREY	DCA	LYANTONDE	GOOD
	UAT 142W	FORD FOCUS DOUBLE CABIN	16.12.2013		CPC/FRD/21 0/2013	102,600,000	20,520,000		6FPXKM12PC16 8251	FORD FOCUS	RANGER T6	FORD FOCUS	SILVER GREY	DCA	LYANTONDE	GOOD
<b>MOTORCYCLES</b>																
	UDN 603Y	MOTORCYCLE YAMAHA	08.10.09	LPO 085	NILE FISHING COMPANY	1,102	8,555,000	0	3HA-163433	AG 100	3HA - 163181	YAMAHA	RED	DCA	FIELD - MPUNUDE	FAIR
	Racobao/DCA/09	MOTORCYCLE YAMAHA		LPO 21/14	NILE FISHING COMPANY	5,790	13,000,000	10,400,000	3HA - 205669	3HA - 205679	3HA - 206079	YAMAHA	RED	ICA	FIELD - KINUKA	GOOD
	UEG 064J	MOTORCYCLE YAMAHA		LPO 21/14	NILE FISHING COMPANY	5,790	13,000,000	10,400,000	3HA - 205596	3HA - 205596	3HA - 205986	YAMAHA	RED	ICA	FIELD - SEMBABULE	GOOD
	UEG 058J	MOTORCYCLE YAMAHA		LPO 21/14	NILE FISHING COMPANY	5,790	13,000,000	10,400,000	3HA - 205596	3HA - 205596	3HA - 205986	YAMAHA	RED	ICA	FIELD - MITYANA	GOOD
	UDX 715Z	MOTORCYCLE HONDA	30/7/2015	NA NA	NA	12,000,000	NA		JD21E - 2003292	NA	- 2198C5203215	HONDA	RED	PATH	FIELD - MITYANA	GOOD
	Racobao/PATH/MC/00	MOTORCYCLE HONDA		NA NA	NA	12,000,000	NA		AO11892	YAMAHA KEI135G0045706	YAMAHA	RED	IDF	LYANTONDE TOWN COUNCIL AND	GOOD	
	UEK 551F IDF - 0254	MOTOR CYCLE YAMAHA		IDF	Not available	6,000,000	NA		3HA231204	AG 100	3HA231204	YAMAHA	RED	FCA	RACOBABO OFFICE	GOOD
	UEV 337R	MOTOR CYCLE YAMAHA		43,463	PO017/18	NILE FISHING COMPANY	14,500,000	0	3HA231204	AG 100	3HA231204	YAMAHA	RED	FCA	RACOBABO OFFICE	GOOD
	UEQ 360R	MOTOR CYCLE YAMAHA		43,082	PO037/17	NILE FISHING COMPANY	14,500,000	0								
<b>OFFICE EQUIPMENT</b>																
<b>PRINTERS and Scanners</b>																
D	Racobao/CSF/10	LASERJET CP1515N	27/08/2010	LPO 116	FSM IT - SUPPORT	970,000	0		CNC1969GNC	HP 1515n	CC377A	HP	GREY/BLACK	CSF	RECEPTION	GOOD
D	Racobao/ELCA/PR02/12	HP LASERJET P2035	17/12/2012	PO 178/12	FSM IT - SUPPORT	700,000	0		CNCOP3469	HP P2035	CE461A	HP	WHITE	ELCA	RECEPTION	GOOD
	RACOBABO/PATH/PR/01/2015	LaserJet Pro MFP M125nw	30/7/2015		COMPUTER PLAZA LIMITED	800,000	0		CNB7H39GF2	SHNGC - 1202 - 01		HP	BLACK	PATH	FIELD MITYANA	GOOD
	RACOBABO/PATH/PR/02/2015	LaserJet Pro MFP M125nw	30/7/2015		COMPUTER PLAZA LIMITED	800,000	0		CNB7H39H19	SHNGC - 1202 - 01		HP	BLACK	PATH	ACCOUNTS OFFICE	GOOD
	LWF/RAK/D/003	HP LASERJET 1300 SERIES	N/A	N/A	N/A	N/A	NA		N/A	HP 1300	N/A	HP	GREY		contahner 1	POOR
	LWF/RAK/F/002	CANON DIGITAL COPIER	27.11.2002	LNRSR 182	MFI OFFICE SOLUTIONS	18,575,410	0		UFP 2297	CANON	GP 405	N/A	GREY	N/A	RECEPTION	GOOD
	RACOBABO/SCAN/2018	CANON SCANNER				0002213					RMCK10402	CANON	BLACK		RECEPTION	GOOD
<b>DESKTOP COMPUTERS</b>																
	LWF/RAK/C/025	HP COMPAQ MICRO TOWER CPU	31.10.2007	LLPO 095	FSM IT - SUPPORT	032	part of price above	0	HUB7361066	HP COMPAQ	DX2300	COMPAQ	BLACK	N/A	ACCOUNTS	GOOD
	LWF/RAK/C/019	HP COMPAQ MICRO TOWER CPU(Server)	2,006	N/A	N/A	N/A	1,800,000	0	SGH6160F5Q	HP COMPAQ	dx 2100	COMPAQ	BLACK	N/A	STORE	GOOD
	Racobao/DCA/09	COMPUTER CPU	30.12.09	LPO 91/09	COMPUTER PLAZA	1,873	2,600,000	0	3CB92820VD	HP	N/A	N/A	SILVER	DCA	FIELD OFFICE	GOOD
	Racobao/DCA/09	COMPUTER MONITOR	30.12.09	LPO 91/09	COMPUTER PLAZA	1,873	Part of price above	0	3CQ9301LWW	HP	N/A	N/A	SILVER	DCA	FIELD OFFICE	GOOD
	Racobao/DCA/09	COMPUTER GPU	30.12.09	LPO 91/09	COMPUTER PLAZA	1,873	2,600,000	0	3CB928250W	HP	N/A	N/A	SILVER	DCA	MRE OFFICE	GOOD
	Racobao/DCA/09	COMPUTER MONITOR	30.12.09	LPO 91/09	COMPUTER PLAZA	1,873	Part of price above	0	3CQ9301LLWY	HP	N/A	N/A	SILVER	DCA	MRE OFFICE	GOOD
	Racobao/CSF/MON01/12	COMPUTER MONITOR	N/A	N/A	N/A	N/A	N/A		4STND-2351-F	HP	GP536A	HP	BLACK	CSF	FAULTY/STORES	POOR
	Racobao/CSF/CPU01/12	COMPUTER CPU	N/A	N/A	N/A	N/A	1,287,000	N/A	X16 - 93649	DELL	N/A	DELL	GREY/BLACK	CSF	VENTINATION OFFICE	GOOD
	PF/JUNASO/2014/LVA	COMPUTER MONITOR	N/A	N/A	N/A	N/A	N/A	N/A		DELL		DELL	BLACK		DIRECTOR'S OFFICE	GOOD



RURAL ACTION COMMUNITY BASED ORGANISATION

CATEGORY	ASSET / REG NO.	DESCRIPTION	DATE OF RECEIPT	SUPPLIER	INVOICE NO.	PURCHASE PRICE SHS	Open Market Value	FORCED SALE VALUE	SERIAL/CHASIS NO.	MODEL	MODEL NO.	MAKE	COLOR	SOURCE OF FUNDS	ACTUAL LOCATION	CURRENT CONDITION
P/UNASO/2014/LVA	PF/JUNASO/2014/LVA	COMPUTER SYSTEM	N/A	N/A	N/A	N/A	N/A			DELL		DELL	BLACK	DIRECTOR'S OFFICE	FIELD OFFICE	GOOD
NASO	NASO	COMPUTER MONITOR	N/A	N/A	N/A	N/A	N/A	2872 - 618 - 146L		DELL	E176PFI	DELL	BLACK	FIELD OFFICE	FIELD OFFICE	GOOD
RACOBABO/LWF/06	RACOBABO/LWF/06	COMPUTER SYSTEM	N/A	N/A	N/A	N/A	N/A	00045 - 651 - 547 - 386		DELL		DELL	BLACK	LWF	FIELD OFFICE	GOOD
RACOBABO/LWF/06	RACOBABO/LWF/06	COMPUTER SYSTEM	30/7/2015	N/A	1,153	2,800,000	N/A	TRF4250LGC		HP	TPC - F031 - MT	HP	BLACK	PATH	FIELD MITYANA	GOOD
RACOBABO/PATH/D-COMP/001/2015	RACOBABO/PATH/D-COMP/001/2015	COMPUTER MONITOR	30/7/2015	N/A	1,153	2,800,000	N/A	6CM4202L08		HP	HSTND - 3501 - A	HP	BLACK	PATH	FIELD MITYANA	GOOD
RACOBABO/PATH/D-COMP/002/2015	RACOBABO/PATH/D-COMP/002/2015	COMPUTER MONITOR	30/7/2015	N/A	1,153	2,800,000	N/A	TRF4250LCV		HP	TPC - F031 - MT	HP	BLACK	PATH	FIELD SEMBABULE	GOOD
RACOBABO/PATH/D-COMP/002/2015	RACOBABO/PATH/D-COMP/002/2015	COMPUTER SYSTEM	30/7/2015	N/A	1,153	2,800,000	N/A	6CM4202M88		HP	HSTND - 3501 - A	HP	BLACK	PATH	FIELD SEMBABULE	GOOD
RACOBABO/KNH/COMP/001	RACOBABO/KNH/COMP/001	COMPUTER SYSTEM	9/11/2017	N/A	19	3,500,116	N/A	1T7MMX2		DELL		DELL	BLACK	KNH	RECEPTION	GOOD
LAPTOP COMPUTERS																
LWF/RAK/C/023	LWF/RAK/C/023	DELL LAPTOP	29.07.2007	NSR KAZINGA CHANNEL 04/07 OFFICE WORLD LTD	INV24542	2,070,000	0	G3H8ZC1		DELL	N/A	DELL	GREY	SON	ACCOUNTS OFFICE	POOR
Racobao/ELCA/LAP03/12	Racobao/ELCA/LAP03/12	HP PROBOOK	17/12/2012	PO 178/12 FSM IT - SUPPORT	217/12	1,900,000		RT5-0136-000		HP	ICES 003	HP	BLACK	ELCA	HEAD OF PROGRAMS	GOOD
RACOBABO/KNH/LAP/01	RACOBABO/KNH/LAP/01	LENOVO		FSM IT - SUPPORT												
RACOBABO/KNH/LAP/01	RACOBABO/KNH/LAP/01	LENOVO	43,048	MS CITYSIDE INVESTMENTS LTD	20	2,500,007										
RACOBABO/KNH/LAP/01	RACOBABO/KNH/LAP/01	LENOVO	42,962	FSM IT - SUPPORT	INV035/17	1,850,000				LENOVO		LENOVO	BLACK	DIRECTOR'S OFFICE	DIRECTOR'S OFFICE	GOOD
RACOBABO/KNH/LAP/01	RACOBABO/KNH/LAP/01	HP Elite 840 Laptop	43,388	FSM IT - SUPPORT		2,000,000				HP Lite		HP Lite	BLACK	ACCOUNTS	ACCOUNTS	GOOD
<b>OTHER OFFICE EQUIPMENT</b>																
LWF/RAK/F/001	LWF/RAK/F/001	HDD 14 inch screen	28.02.2005	NSR 206	N/A	650,000		JY-81772 / HL1-0543		CANON	L220	N/A	GREY	N/A	DIRECTOR'S OFFICE	GOOD
LWF/RAK/F/002	LWF/RAK/F/002	2.4Ghz Processor, Inbuilt	27.11.2002	NSR 182	0002213	18,575,410	0	UFP 2297		CANON	GP 405	N/A	GREY	N/A	RECEPTION	GOOD
LWF/RAK/F/004	LWF/RAK/F/004	POWER POINT PROJECTOR	07.06.2004	LPO 033	14,433	5,715,860	0	FGKGG1G886F		EPSON	EMP S1 LCD	N/A	GREY	N/A	OFFICE	GOOD
LWF/RAK/F/005	LWF/RAK/F/005	CASIO PROJECTOR SCREEN	09.12.2002	LPO 068	1,776	1,071,440	0	Not available		PHILLIPS	N/A	N/A	BLACK	FCA	CONFERENCE ROOM	GOOD
Racobao/DCA/09	Racobao/DCA/09	JYC HARD DRIVE CAMCORDER AND VOTAGE REGULATOR(Airstar ST-1000A)	22.06.09	LPO 57/09	15,912	1,781,300	0	I33M0093		JYC	G2-MG330HAG	N/A	SILVER/GREY	DCA	HEALTH SUPPORT	GOOD
Racobao/DCA/09	Racobao/DCA/09	SAFE	02.12.09	N/A	N/A	100,000	0			N/A	N/A	N/A	GREY/BLACK	DCA	CONFERENCE ROOM	GOOD
Racobao/ICA/09	Racobao/ICA/09	MEGER BACK UP	30.10.09	PO 068/09	17,143	558,000	0	ATM81005063		MEGER BRAVO	1TB HDD	N/A	GREY/BLACK	ICA	RECEPTION	GOOD
Racobao/DCA/DSTV/01/11	Racobao/DCA/DSTV/01/11	DSTV SET			867,436	664,000	0	U206274657 X5		N/A	DSD 1131	N/A	GREY	DCA	RECEPTION	GOOD
Racobao/DCA/09/01/11	Racobao/DCA/09/01/11	GENERATOR	15.12.2011	PO152/11	13,606	9,300,000	0			MATRAC		MATRAC	YELLOW/BLACK	DCA	GENERATOR ROOM	GOOD
Racobao/DCA/TV/01/11	Racobao/DCA/TV/01/11	SONY TV & LCD WALL MOUNT	02.10.2011		3,051	1,632,000	0			SONY	N/A	N/A	BLACK	DCA	RECEPTION	GOOD
Racobao/CSF/TEINT01/12	Racobao/CSF/TEINT01/12	TENTS	15.11.2012	PO 175/12	8,020	4,500,000	0			N/A	N/A	N/A	WHITE	CSF	STORES	GOOD
RACOBABO/PATH	RACOBABO/PATH	TENTS								N/A	N/A	N/A	WHITE	USAID	ST	



CATEGORY	ASSET/REG NO.	DESCRIPTION	DATE OF RECEIPT	SUPPLIER REQUESTION NO.	SUPPLIER	INVOICE NO.	PURCHASE PRICE SHS	Open Market Value	FORCED SALE VALUE	SERIAL/CHASSIS NO.	MODEL	MODEL NO.	MAKE	COLOR	SOURCE OF FUNDS	ACTUAL LOCATION	CURRENT CONDITION
		GENERATOR		LPO 181/12	K.L POWER SOLUTIONS LTD	5,144	3,500,000	0		AC240V	HONDA	LT210	HONDA	RED/BLACK	CSF	STORES	GOOD
		MODEM	05.12.2012	N/A	ORANGE	N/A	99,000	0		N/A	N/A	N/A	N/A	ORANGE/BLACK	CSF	PROGRAM'S OFFICE	GOOD
F	Racobaoo/DCA/ROUT01	ORANGE ROUTER		N/A	FSM IT - SUPPORT	N/A	300,000	0		N/A	N/A	N/A	N/A	SILVER/GREY	DCA	DIRECTOR'S OFFICE	GOOD
F	RACOBAAO/FCA/F/001	TRANSCEND BACK UP								8091340071102A6							
	RACOBAAO/CSF/MER01/12	MERCER BACK UP		N/A	FROM CSF	CSF	250,000	0			DELL	600VA	DELL	BLACK	CSF	STORES	GOOD
	RACOBAAO/CSF/ENGIN E BOAT/12	ENGINE BOAT	13/11/2012	LPO 174	CSF	N/A	4,500,000	0							CSF	OFFICE	GOOD
	LWF/RAK/F/014	REXEL PAPER SHREDDER	2,004	LNSR 030	GO STATIONERS	358	821,740	0		N/A	REXEL	N/A	N/A	GREY	N/A	OFFICE	GOOD
	LEF/RAK/F/020	FRIDGE	Not available	Not available	Not available	Not available	450,000	0		11,890,147,425	PHILLIPS	SNOWCAP-150L	N/A	WHITE	N/A	OFFICE KITCHEN	GOOD
F	RACOBAAO/DCA/WDD7/10	WATER DISPENSER	2,010	N/A	NAKUMATT OASIS	N/A	537,400	0		261,610,328	Ramtons	RM/428	N/A	WHITE	DCA	OFFICE KITCHEN	GOOD
	LWF/RAK/F/023	CONTAINER	Not available	Not available	LWF KAMPALA	Not available	2,158,770	0		Not available	Not available	Not available	Not available	GREY	N/A	OFFICE COMPOUND	FAIR
	LWF/RAK/F/024	CONTAINER	Not available	Not available	Not available	Not available	2,158,770	0		Not available	Not available	Not available	Not available	GREY	N/A	OFFICE COMPOUND	GOOD
	LWF/RAK/F/025	CONTAINER	Not available	Not available	Not available	Not available	3,187,080	0		Not available	Not available	Not available	Not available	RED	N/A	OFFICE COMPOUND	GOOD
	LWF/RAK/F/026	CONTAINER	23.06.1999	LLPO 001	Not available	Not available	2,158,770	0		Not available	Not available	Not available	Not available	GREY	N/A	OFFICE COMPOUND	GOOD
	LWF/RAK/F/027	CONTAINER	Not available	Not available	Not available	Not available	2,158,770	0		Not available	Not available	Not available	Not available	GREY	N/A	OFFICE COMPOUND	GOOD
	LWF/RAK/F/028	CONTAINER	Not available	Not available	Not available	Not available	2,158,770	0		Not available	Not available	Not available	Not available	RED	N/A	OFFICE COMPOUND	GOOD
	LWF/RAK/F/029	BINDING MACHINE	30.11.2005	SR 070/05	MICRONA HOLDINGS LT	012	660,570	188,734		9409884	IBICOK	PROBIND 21	Not available	GREY	N/A	DIRECTOR'S OFFICE	GOOD
	LWF/RAK/F/030	FOOT PUMP	Not available	Not available	Not available	Not available	124,850	0		Not available	Not available	Not available	Not available	GREEN	N/A	EDUCATIONAL CENTRE	GOOD
	LWF/RAK/F/031	WELDING MACHINE	09.12.2004	Not available	BADOLITE HARDWARE & TEXTILES LTD	098	685,540	0		Not available	N/A	N/A	N/A	BLUE	N/A	CONTAINER 1	GOOD
	LWF/RAK/F/033	SWEATER KNITTING MA	2,006	Not available	NOT ASSISTANCE FROM RACT	Not available	350,000	0		Not available	N/A	N/A	N/A	LIGHT BLUE	N/A	CONTAINER 2	GOOD
	LWF/RAK/F/040	HONDA PETROL DRIVEN	17.07.2007	PO 052/07	CAR AND GENERAL (U) LTD	/885/178/07	1,350,000	0		Not available	BRIGGS & STRATTON	2,600	N/A	BLACK & RED	N/A	CONFERENCE ROOM	GOOD
F	Racobaoo/ELCA/08	HP SCANNER 2400	11.08.2008	PO 028/08	MFI OFFICE SOLUTIONS	2008/08/021	180,000/=	0		CN6BKSR041	HP	2,400	N/A	GREY	ELCA	DIRECTOR'S OFFICE	GOOD
F	RACOBAAO/	NIKON D3200 SLR	21.04.2016	005/2016	GAME STORES	REG NO 53160	2,320,000/=	1,740,000		6009658256221	NIKON		NIKON	BLACK	PATH - USAID	ACCOUNTS	GOOD
	RACOBAAO/CIA/GAM/00	NIKON CAMERA	42,526		DONATION FROM CIA	41,024,564					NKON	N1413		Blue	CIA	RACOBAAO OFFICE	GOOD
	RACOBAAO/CIA/GAM/00	NIKON CAMERA	42,526		DONATION FROM CIA	42,029,050	2,450,000	NA 500/0468			NIKON	N1413		REID	CIA	RACOBAAO OFFICE	GOOD
F	RACOBAAO/CIA/GAM/00	NIKON CAMERA	43,401		GAME	AVAILABLE	2,450,000	NA 500/0468			DELL	KE135G0045706		BLACK	RACOBAAO OFFICE	GOOD	
	RACOBAAO/EU/Protecto	PROJECTOR			FSM IT Support	NON LIDE 120		KKR493587			CANON			BLACK	RACOBAAO DONOR	RACOBAAO OFFICE	GOOD
	RACOBAAO/SCAN/2018	CANON LIDE			Canon LIDE 3300/2800 with printer and automatic Document	Canon LR 3300/2800	6,500,000	6,500,000			Canon	1R 3300/2800		WHITE		RACOBAAO OFFICE	GOOD
	RACOBAAO/EU/PC/001/	TELEPHONE & TELEPHONE EXTENSIONS		LPO 010/18													
	LWF/RAK/E/003	ALCATEL TELEPHONE EXTENSION 00	N/A	N/A	MFI OFFICE SOLUTIONS	N/A	65,000	0			ALCATEL	2312 PRFR	ALCATEL	BLACK	N/A	HEALTH SUPPORT	GOOD



CATEGORY	ASSET/REG NO.	DESCRIPTION	DATE OF RECEIPT	SUPPLIER REQUESTION NO.	SUPPLIER	INVOICE NO.	PURCHASE PRICE SHS	Open Market Value	FORCED SALE VALUE	SERIAL/CHASSIS NO.	MODEL	MODEL NO.	MAKE	COLOR	SOURCE OF FUNDS	ACTUAL ALLOCATION	CURRENT CONDITION
E	LWF/RAK/E/004	ALCATEL TELEPHONE EXTENSION 12	N/A	N/A	MFI OFFICE SOLUTIONS	N/A	65,000	0			ALCATEL	2312 FRRR	ALCATEL	BLACK	N/A	HELMHOODS OFFICE	GOOD
E	LWF/RAK/E/005	ALCATEL TELEPHONE EXTENSION 13	N/A	N/A	MFI OFFICE SOLUTIONS	N/A	65,000	0		1003228	ALCATEL	2312 FRRR	ALCATEL	BLACK	N/A	ADMINISTRATION	GOOD
E	LWF/RAK/E/006	ALCATEL TELEPHONE EXTENSION 14	N/A	N/A	MFI OFFICE SOLUTIONS	N/A	65,000	0		1003424	ALCATEL	2312 FRRR	ALCATEL	BLACK	N/A	DIRECTOR'S OFFICE	GOOD
E	LWF/RAK/E/007	ALCATEL TELEPHONE EXTENSION 15	N/A	N/A	MFI OFFICE SOLUTIONS	N/A	65,000	0		1003425	ALCATEL	2312 FRRR	ALCATEL	BLACK	N/A	PROGRAMS	GOOD
E	LWF/RAK/E/013	MTN PHONE SET (FAX LI	N/A	N/A	MTN UGANDA LIMITED	N/A	85,000	0	4500010001000660		MTN UG	F001-0051-02	ERICSSON	GREY	N/A	ADMINISTRATOR'S OFFICE	GOOD
E	LWF/RAK/E/014	MTN PHONE SET (LANDL	N/A	N/A	MTN UGANDA LIMITED	N/A	85,000	0	F001-1600-31/0001304		MTN UG	F001-0051-02	ERICSSON	GREY	N/A	TRAINING OFFICE	INACTIVE
E	Recobao/DCA/09	PANASONIC PABX	23.10.09	LPO 76	HENRY WERE SERVICES	09.51.47/09	1,846,000	1,107,601		8KXVW044500	Panasonic KX - Tem 824	KX-TEM824BX	PANASONIC	GREY	DCA	RECEPTION	GOOD
E	Recobao/DCA/09	PANASONIC PHONE	23.10.09	LPO 76	HENRY WERE SERVICES	09.51.47/09	Part of price above			9F AFD53236	Panasonic KX - T7730	KX - T7730X	PANASONIC	GREY	DCA	RECEPTION	GOOD
E	OFFICE KETTLE	PANASONIC PHONE												BLACK		KITCHEN	
E	OFFICE KETTLE	KETTLE															
E	OFFICE FURNITURE																
E	CABINETS																
G	LWF/RAK/G/001	FILING CABINET(4 DRAY	N/A	N/A	KAZINGA CHANNEL OFFICE WORLD LIMITED	N/A	400,900	0			LEECO	NA	LEECO	GREY	N/A	DIRECTOR'S OFFICE	GOOD
G	LWF/RAK/G/002	FILING CABINET(4 DRAY	N/A	N/A	KAZINGA CHANNEL OFFICE WORLD LIMITED	N/A	400,900	0			LEECO	NA	LEECO	GREY	N/A	DIRECTOR'S OFFICE	GOOD
G	LWF/RAK/G/003	FILING CABINET(4 DRAY	N/A	N/A	KAZINGA CHANNEL OFFICE WORLD LIMITED	N/A	400,900	0			LEECO	NA	LEECO	GREY	N/A	DIRECTOR'S OFFICE	GOOD
G	LWF/RAK/G/004	FILING CABINET(4 DRAY	N/A	N/A	KAZINGA CHANNEL OFFICE WORLD LIMITED	N/A	400,900	0			LEECO	NA	LEECO	GREY	N/A	HEALTH SUPPORT	GOOD
G	LWF/RAK/G/005	FILING CABINET(4 DRAY	N/A	N/A	KAZINGA CHANNEL OFFICE WORLD LIMITED	N/A	400,900	0			LEECO	NA	LEECO	GREY	N/A	HEALTH SUPPORT	GOOD
G	LWF/RAK/G/006	FILING CABINET(4 DRAY	N/A	N/A	KAZINGA CHANNEL OFFICE WORLD LIMITED	N/A	400,900	0			LEECO	NA	LEECO	GREY	N/A	ADMINISTRATION	GOOD
G	LWF/RAK/G/007	FILING CABINET (4 DRA	N/A	N/A	KAZINGA CHANNEL OFFICE WORLD LIMITED	N/A	400,900	0			LEECO	NA	LEECO	GREY	N/A	ADMINISTRATION	GOOD
G	LWF/RAK/G/008	FILING CABINET(4 DRA	N/A	N/A	KAZINGA CHANNEL OFFICE WORLD LIMITED	N/A	400,900	0			LEECO	NA	LEECO	GREY	N/A	HEALTH SUPPORT	GOOD
G	LWF/RAK/G/009	FILING CABINET (4 DRA	N/A	N/A	KAZINGA CHANNEL OFFICE WORLD LIMITED	N/A	400,900	0			LEECO	NA	LEECO	GREY	N/A	RECEPTION	GOOD
G	LWF/RAK/G/010	FILING CABINET (4 DRA	N/A	N/A	FROM LWF KAMPALA (OLD ITEMS)	N/A	400,900	0			LEECO	NA	LEECO	GREY	N/A	ACCOUNT'S OFFICE	BAD
G	LWF/RAK/G/011	FILING CABINET (4 DRA	N/A	N/A	FROM LWF KAMPALA (OLD ITEMS)	N/A	400,900	0			LEECO	NA	LEECO	GREY	N/A	ADMINISTRATION	FAIR
G	LWF/RAK/G/012	FILING CABINET (2 DRA	N/A	N/A	KAZINGA CHANNEL OFFICE WORLD LIMITED	N/A	400,900	0			LEECO	NA	LEECO	GREY	N/A	DIRECTOR'S OFFICE	GOOD
G	RACOBAG/ICA/TAB/00	TABLE	NA	NA	NA	NA	NA	0			NA	NA	NA	BROWN	N/A	CONFERENCE	GOOD
G	LWF/RAK	2 BOOK SHELVES	NA	NA	NA	NA	80,000	0			NA	NA	NA	BROWN	N/A	DIRECTOR'S OFFICE	GOOD
G	RACOBAG/ICA/TAB/00	TABLE	NA	NA	NA	NA	NA	0			NA	NA	NA	BROWN	N/A	ACCOUNT'S OFFICE	GOOD
G	RACOBAG/ICA/TAB/00	TABLE	NA	NA	NA	NA	NA	0			NA	NA	NA	BROWN	N/A	ACCOUNT'S OFFICE	GOOD
G	RACOBAG/ICA/TAB/00	TABLE	NA	NA	NA	NA	NA	0			NA	NA	NA	BROWN	N/A	PROGRAMS	GOOD
G	RACOBAG/ICA/TAB/00	TABLE	NA	NA	NA	NA	NA	0			NA	NA	NA	BROWN	N/A	PROGRAMS	GOOD
G	CHAIRS																
G	LWF/RAK	2 CUSHION CHAIRS	NA	NA	NA	NA	50,000	0			NA	NA	NA	MAROON	N/A	ADMINISTRATION	GOOD



CATEGORY	ASSET/REG NO.	DESCRIPTION	DATE OF RECEIPT	SUPPLIER ION NO	SUPPLIER	INVOICE NO.	PURCHASE PRICE SHS	Open Market Value	FORCED SALE VALUE	SERIAL/CHASIS NO.	MODEL	MODEL NO.	MAKE	COLOR	SOURCE OF FUNDS	ACTUALLOCATION	CURRENT CONDITION
LWF/BAK/g/001		SWIVEL ARM CHAIR	15.07.2004	LLPO 043	MALAYSIA FURNISHING CENTRE	799	227,000	0		NA	NA	NA	N/A	GREY	N/A	DIRECTOR'S OFFICE	
LWF/BAK/g/006		SWIVEL TYPYST CHAIR	22.07.2004	LLPO 043			124,850	0		NA	NA	NA	N/A	GREY	N/A	RECEPTION	
LWF/BAK/g/002		SWIVEL ARM CHAIR	15.07.2004	LLPO 043	MALAYSIA FURNISHING CENTRE	218	177,060	0		NA	NA	NA	N/A	BLUE	N/A	ADMINISTRATION	
LWF/BAK/g/003		SWIVEL TYPYST CHAIR					315,530	0		NA	NA	NA	N/A	GREY	N/A	ADMINISTRATION	
LWF/BAK		OFFICE CHAIR 30,000					30,000	0		NA	NA	NA	N/A	BROWN	N/A	ADMINISTRATION	
LWF/BAK		1 CUSHION CHAIR					50,000	0		NA	NA	NA	N/A	MAROON	N/A	ADMINISTRATION	
LWF/BAK		1 CUSHION CHAIR					50,000	0		NA	NA	NA	N/A	MAROON	N/A	ADMINISTRATION	
LWF/BAK		OFFICE CHAIR					30,000	0		NA	NA	NA	N/A	BROWN	N/A	ADMINISTRATION	
RACOBBAO/I/CA/CH/001		OFFICE CHAIR					30,000	0		NA	NA	NA	N/A	BLACK	N/A	ADMINISTRATION	
RACOBBAO/I/CA/CH/002		OFFICE CHAIR					631,060	0		NA	NA	NA	N/A	BLACK	N/A	CONFERENCE ROOM	
RACOBBAO/I/CA/CH/003		OFFICE CHAIR						0		NA	NA	NA	N/A	BLACK	N/A	CONFERENCE ROOM	
RACOBBAO/I/CA/CH/004		OFFICE CHAIR						0		NA	NA	NA	N/A	BLACK	N/A	CONFERENCE ROOM	
RACOBBAO/I/CA/CH/005		OFFICE CHAIR						0		NA	NA	NA	N/A	BLACK	N/A	CONFERENCE ROOM	
RACOBBAO/I/CA/CH/006		OFFICE CHAIR						0		NA	NA	NA	N/A	BLACK	N/A	CONFERENCE ROOM	
RACOBBAO/I/CA/CH/007		OFFICE CHAIR						0		NA	NA	NA	N/A	BLACK	N/A	CONFERENCE ROOM	
RACOBBAO/I/CA/CH/008		OFFICE CHAIR						0		NA	NA	NA	N/A	BLACK	N/A	CONFERENCE ROOM	
RACOBBAO/I/CA/CH/009		OFFICE CHAIR						0		NA	NA	NA	N/A	BLACK	N/A	CONFERENCE ROOM	
RACOBBAO/I/CA/CH/010		OFFICE CHAIR						0		NA	NA	NA	N/A	BLACK	N/A	CONFERENCE ROOM	
RACOBBAO/I/CA/CH/011		OFFICE CHAIR						0		NA	NA	NA	N/A	BLACK	N/A	CONFERENCE ROOM	
RACOBBAO/I/CA/CH/012		OFFICE CHAIR						0		NA	NA	NA	N/A	BLACK	N/A	CONFERENCE ROOM	
RACOBBAO/I/CA/CH/013		OFFICE CHAIR						0		NA	NA	NA	N/A	BLACK	N/A	CONFERENCE ROOM	
RACOBBAO/I/CA/CH/014		OFFICE CHAIR						0		NA	NA	NA	N/A	BLACK	N/A	CONFERENCE ROOM	
RACOBBAO/I/CA/CH/015		OFFICE CHAIR						0		NA	NA	NA	N/A	BLACK	N/A	CONFERENCE ROOM	
RACOBBAO/I/CA/CH/016		OFFICE CHAIR						0		NA	NA	NA	N/A	BLACK	N/A	CONFERENCE ROOM	
RACOBBAO/I/CA/CH/017		OFFICE CHAIR						0		NA	NA	NA	N/A	BLACK	N/A	CONFERENCE ROOM	
RACOBBAO/I/CA/CH/018		OFFICE CHAIR						0		NA	NA	NA	N/A	BLACK	N/A	CONFERENCE ROOM	
RACOBBAO/I/CA/CH/019		OFFICE CHAIR						0		NA	NA	NA	N/A	BLACK	N/A	CONFERENCE ROOM	
RACOBBAO/I/CA/CH/020		OFFICE CHAIR						0		NA	NA	NA	N/A	BLACK	N/A	CONFERENCE ROOM	
RACOBBAO/I/CA/CH/021		OFFICE CHAIR						0		NA	NA	NA	N/A	BLACK	N/A	CONFERENCE ROOM	
RACOBBAO/I/CA/CH/022		OFFICE CHAIR						0		NA	NA	NA	N/A	BLACK	N/A	CONFERENCE ROOM	
RACOBBAO/I/CA/CH/023 and 04 and 04		OFFICE SOFA					1,555,000	0		NA	NA	NA	N/A	BROWN	N/A	RECEPTION	
RACOBBAO/I/CA/CH/024		OFFICE CHAIR					230,000	0		NA	NA	NA	N/A	BLACK	N/A	ADVOCACY OFFICE	
RACOBBAO/I/CA/CH/025		OFFICE CHAIR					120,000	0		NA	NA	NA	N/A	BLACK	N/A	DIRECTOR'S OFFICE	
RACOBBAO/I/CA/CH/026		OFFICE CHAIR					120,000	0		NA	NA	NA	N/A	BLACK	N/A	DIRECTOR'S OFFICE	
RACOBBAO/I/CA/CH/027		OFFICE CHAIR					120,000	0		NA	NA	NA	N/A	BLACK	N/A	DIRECTOR'S OFFICE	
RACOBBAO/I/CA/CH/028		OFFICE CHAIR					120,000	0		NA	NA	NA	N/A	BLACK	N/A	DIRECTOR'S OFFICE	
RACOBBAO/I/CA/CH/029		OFFICE CHAIR					120,000	0		NA	NA	NA	N/A	BLACK	N/A	DIRECTOR'S OFFICE	
RACOBBAO/I/CA/CH/030		OFFICE CHAIR					120,000	0		NA	NA	NA	N/A	BLACK	N/A	DIRECTOR'S OFFICE	
RACOBBAO/I/CA/CH/031		OFFICE CHAIR					120,000	0		NA	NA	NA	N/A	BLACK	N/A	DIRECTOR'S OFFICE	
RACOBBAO/I/CA/CH/032		OFFICE CHAIR					230,000	0		NA	NA	NA	N/A	BLACK	N/A	PROGRAMS OFFICE	
RACOBBAO/I/CA/CH/033		OFFICE CHAIR					350,000	0		NA	NA	NA	N/A	BLACK	N/A	DIRECTOR'S OFFICE	
RACOBBAO/I/CA/CH/034		OFFICE CHAIR					230,000	0		NA	NA	NA	N/A	BLACK	N/A	ACCOUNTS OFFICE	
RACOBBAO/I/CA/CH/035		OFFICE CHAIR					230,000	0		NA	NA	NA	N/A	BLACK	N/A	ACCOUNTS OFFICE	
RACOBBAO/I/CA/CH/036		OFFICE CHAIR					230,000	0		NA	NA	NA	N/A	BLACK	N/A	ACCOUNTS OFFICE	
<b>DESKS &amp; TABLES</b>																	

RURAL ACTION COMMUNITY BASED ORGANISATION

CATEGORY	ASSET/REG NO.	DESCRIPTION	DATE OF RECEIPT	REQUESTION NO.	SUPPLIER	INVOICE NO.	PURCHASE PRICE SHS	Open Market Value	FORCED SALE VALUE	SERIAL/CHASIS NO.	MODEL	MODEL NO.	MAKE	COLOR	SOURCE OF FUNDS	ACTUALLOCATION	CURRENT CONDITION
	Racoba0/CSF/CT01/1	ROUND CONFERENCE TA	N/A	N/A	DONATION FROM CSF	N/A	381,356			N/A	N/A	N/A	N/A	BROWN/GREY	CSF	CONFERENCE ROOM	
	LWF/RAK	1 TABLE(S)	NA	NA	NA	NA	400,000	0		NA	NA	NA	N/A	BROWN	N/A	DIRECTOR	
	LWF/RAK/G/005	1 ROUND CONFERENCE TABLE	22.12.2004	LLPO 043	MALAYSIA FURNISHING CENTRE	799	633,250	0		NA	NA	NA	N/A/BROWN/GREY	BROWN	N/A	DIRECTOR	
	LWF/RAK	1 TABLES	NA	NA	NA	NA	60,000	0		NA	NA	NA	N/A	BROWN	N/A	RECEPTION	
	LWF/RAK	OFFICE DESK	NA	NA	NA	NA	60,000	0		NA	NA	NA	N/A	BROWN	N/A	DIRECTOR'S OFFICE	
	LWF/RAK	OFFICE DESK	NA	NA	NA	NA	70,000	0		NA	NA	NA	N/A	BROWN	N/A	RECEPTION	
	LWF/RAK	OFFICE DESK	NA	NA	NA	NA	70,000	0		NA	NA	NA	N/A	BROWN	N/A	RECEPTION	
	LWF/RAK	COMPUTER TABLE	NA	NA	NA	NA	70,000	0		NA	NA	NA	N/A	BROWN	N/A	CONTAINER 2	
	LWF/RAK	2 OFFICE DESKS	NA	NA	NA	NA	80,000	0		NA	NA	NA	N/A	BROWN	N/A	ADMINISTRATION	
	LWF/RAK	OFFICE DESK	NA	NA	NA	NA	70,000	0		NA	NA	NA	N/A	BROWN	N/A	CONTAINER 1	
	LWF/RAK	2 OFFICE DESKS	NA	NA	NA	NA	140,000	0		NA	NA	NA	N/A	BROWN	N/A	CONTAINER 1	
	LWF/RAK	1 TABLE	NA	NA	NA	NA	60,000	0		NA	NA	NA	N/A	BROWN	N/A	CONTAINER 1	
	LWF/RAK	2 TABLES	NA	NA	NA	NA	120,000	0		NA	NA	NA	N/A	BROWN	N/A	CONTAINER 1	
	LWF/RAK	OFFICE DESK	NA	NA	NA	NA	70,000	0		NA	NA	NA	N/A	BROWN	N/A	CONTAINER 1	
	LWF/RAK	2 OFFICE DESKS	NA	NA	NA	NA	140,000	0		NA	NA	NA	N/A	BROWN	N/A	CONTAINER 1	
	LWF/RAK	OFFICE DESK	NA	NA	NA	NA	70,000	0		NA	NA	NA	N/A	BROWN	N/A	CONTAINER 1	
	LWF/RAK	4 OFFICE DESKS	NA	NA	NA	NA	280,000	0		NA	NA	NA	N/A	BROWN	N/A	CONTAINER 1	
	LWF/RAK	TABLES	NA	NA	NA	NA	70,000	0		NA	NA	NA	N/A	BROWN	N/A	CONTAINER 1	
	LWF/RAK	TABLES	NA	NA	NA	NA	70,000	0		NA	NA	NA	N/A	BROWN	N/A	PROGRAMS	
	LWF/RAK	1 SMALL WOODEN WARDROP	NA	NA	NA	NA	NA	0		NA	NA	NA	N/A	BROWN	N/A	RECEPTION	
	LWF/RAK	1 WALL CUPBOARD	NA	NA	NA	NA	100,000	0		NA	NA	NA	N/A	BROWN	N/A	CONFERENCE ROOM	
	LWF/RAK	1 SMALL COFFEE TABLE	NA	NA	NA	NA	40,000	0		NA	NA	NA	N/A	BROWN	N/A	DIRECTOR	
	LWF/RAK	1 SMALL COFFEE TABLE	NA	NA	NA	NA	40,000	0		NA	NA	NA	N/A	BROWN	N/A	KITCHEN	
	LWF/RAK	1 SMALL COFFEE TABLE	NA	NA	NA	NA	40,000	0		NA	NA	NA	N/A	BROWN	N/A	KITCHEN	
	LWF/RAK	1 SMALL COFFEE TABLE	NA	NA	NA	NA	40,000	0		NA	NA	NA	N/A	BROWN	N/A	KITCHEN	
	LWF/RAK	1 SMALL COFFEE TABLE	NA	NA	NA	NA	40,000	0		NA	NA	NA	N/A	BROWN	N/A	KITCHEN	
	RACOB0A0/USAID PATH/1B/01	RECEPTION TABLE	NA	NA	NA	NA	990,000	0		NA	NA	NA	N/A	BROWN	N/A	RECEPTION	GOOD
		PROGRAMS TABLE												BROWN	N/A	PROGRAM'S OFFICE	GOOD
		M&E OFFICE												BROWN		M&E OFFICE	GOOD
		ACCOUNTS TABLE												BROWN		ACCOUNTS OFFICE	GOOD
	<b>BOARDS</b>																
	LWF/RAK	WRITING BOARD	NA	NA	NA	NA	NA	0		NA	NA	NA	N/A	WHITE	N/A	DIRECTOR'S OFFICE	
	LWF/RAK	WRITING BOARD	NA	NA	NA	NA	NA	0		NA	NA	NA	N/A	WHITE	N/A	RECEPTION	



RURAL ACTION COMMUNITY BASED ORGANISATION

CATEGORY	ASSET/REG. NO.	DESCRIPTION	DATE OF RECEIPT	SUPPLIER	INVOICE NO.	PURCHASE PRICE SHS	Open Market Value	FORCED SALE VALUE	SERIAL/CHASSIS NO.	MODEL	MODEL NO.	MAKE	COLOR	SOURCE OF FUNDS	ACTUAL/LOCATION	CURRENT CONDITION
<b>RESIDENCES EQUIPMENT</b>																
LWF/RAK/I/002		GAS COOKER	NA	NA KYENGERA		278	0		NA	NA		N/A	WHITE	N/A	RESIDENCE A	
LWF/RAK		ELECTRIC KETTLE	NA	NA NA		55,000	0		NA	NA		PHILLIPS	BLACK	N/A	GUEST ROOM	
LWF/RAK		HOT PLATE 40840	NA	NA NA		56,500	0		NA	NA		N/A	WHITE	N/A	GUEST ROOM	
LWF/RAK		ELECTRONIC FRIDGE	NA	NA NA		NA	0		NA	NA		N/A	WHITE	N/A	GUEST HOUSE	
LWF/RAK/I/006		HOT PLATE	NA	NA NA		NA	0		NA	NA		GERMAN	WHITE	N/A	GUEST HOUSE	
LWF/RAK		ELECTRIC KETTLE	NA	NA NA		68,000	0		NA	NA		KENWOOD	SILVER	N/A	GUEST HOUSE	
LWF/RAK		FLAT IRON HD 1172	NA	NA NA		NA	0		910029-00	NA		PHILLIPS SILVER&GREY	N/A	N/A	GUEST HOUSE	
LWF/RAK		FLAT IRON	NA	NA NA		NA	0		NA	NA		PHILLIPS SILVER&GREY	N/A	N/A	GUEST ROOM	
LWF/RAK/I/004		TELEVISION "29"	09.12.2002	LNPO 068 NA		1,776	0		NA	NA		PHILLIPS	BLACK/GREY	N/A	RESIDENCE A	
LWF/RAK		1 WOODEN COFFEE SET	NA	NA NA		60,000	0		NA	NA		NA	BROWN	N/A	GUEST HOUSE	
LWF/RAK		1 WOODEN SIDE BOARD	NA	NA NA		NA	0		NA	NA		NA	BROWN	N/A	GUEST HOUSE	
LWF/RAK		2 PLASTIC CHAIRS	28.01.2002	NA NA		NA	0		NA	NA		NA	WHITE	N/A	GUEST ROOM	
LWF/RAK		1 LONG WOODEN TABLE	NA	NA NA		NA	0		NA	NA		NA	BROWN	N/A	RESIDENCE A	
LWF/RAK		4 METALLIC CUSHIONED CHAIRS	NA	NA NA		NA	0		NA	NA		NA	GREY	N/A	RESIDENCE A	
LWF/RAK		4 WOODEN OFFICE CHAIRS	NA	NA NA		NA	0		NA	NA		NA	BROWN	N/A	RESIDENCE A	
LWF/RAK		1 WOODEN DOUBLE BED	NA	NA NA		250,000	0		NA	NA		NA	BROWN	N/A	RESIDENCE A	
LWF/RAK		1 IRONING BOARD	NA	NA NA		NA	0		NA	NA		NA	NA/TOWN/WHITE	N/A	RESIDENCE A	
LWF/RAK		WOODEN HOUSING FOR	NA	NA NA		200,000	0		NA	NA		NA	BROWN	N/A	RESIDENCE A	
LWF/RAK		1 SET OF 3 CUSHIONED	NA	NA NA		400,000	0		NA	NA		NA	GREY	N/A	RESIDENCE A	
LWF/RAK		1 WOODEN SIDE BOARD	NA	NA NA		150,000	0		NA	NA		NA	BROWN	N/A	RESIDENCE A	
LWF/RAK		1 DINING TABLE SET WITH 6 CHAIRS	NA	NA NA		350,000	0		NA	NA		NA	BROWN	N/A	RESIDENCE A	